


2015



[Home](#)

[Survey](#)

[Contact Us](#)

[Change Password](#)

32104 [Logout](#)

Annual Survey

University of Maryland 2015 Summary

Survey Status

Institutional and Programs Types	Completed By	Status
Institutional and Programs Types	Lisa Vikell (vikell@son.umaryland.edu)	Completed
Enrollment and Graduation Status	Completed By	Status
Application	Lisa Vikell (vikell@son.umaryland.edu)	Completed
Generic Baccalaureate	Lisa Vikell (vikell@son.umaryland.edu)	Completed
RN To Baccalaureate	Ray Stolle (stolle@son.umaryland.edu)	Completed
Master's	Ray Stolle (stolle@SON.umaryland.edu)	Completed
Nurse Practitioner (Master's)	Ray Stolle (stolle@son.umaryland.edu)	Completed
Nurse Practitioner (Post-Master's)	Lisa Vikell (vikell@son.umaryland.edu)	Completed
Combined NP/CNS (Master's)	Vikell/Stolle (stolle@son.umaryland.edu/vikell@son.umaryland.edu)	Completed
Combined NP/CNS (Post-Master's)	Ray Stolle (stolle@son.umaryland.edu)	Completed
Research-focused Doctoral and Post-Doctoral	Lisa Vikell/Ray Stolle (vikell@son.umaryland.edu)	Completed
Doctor of Nursing Practice	Lisa Vikell (stolle@son.umaryland.edu)	Completed
Faculty and Dean	Completed By	Status
Faculty	Randi Barclay (barclay@son.umaryland.edu)	Completed
Dean's	Lisa Vikell (vikell@son.umaryland.edu)	Completed

Institutional and Types of Nursing Programs

Institutional Information

* Name of Dean/Chair/Director: Jane Kirschling
 * Title: Dean
 * Credentials: PhD
 * Mailing Address: School of Nursing
 655 W Lombard Street
 Baltimore
 * State: MD
 * Zip: 21201

* Phone: (410) 706-6741
 * Fax: (410) 706-4231
 * Email: kirschling@son.umaryland.edu

Web Address: http://nursing.umaryland.edu/

* Your institution is: Public
 * Your institution is: Nonprofit
 * Your institution is: University

* The term that best describes your nursing program within your parent institution is: College of Nursing

Non-baccalaureate Programs	Status	Percentage of the course work via distance education
LPN (LVN) A program that requires at least one year of FTE coursework and awards a diploma or certificate of completion as a LPN/LVN.	Does Not Exist	
LPN to Associate Degree in Nursing (ADN) Admits LPNs and awards an associate degree in nursing.	Does Not Exist	0%
RN Diploma A program that requires two to three years of FTE coursework, usually within a hospital based structural unit and awards a diploma or certificate of completion as a RN.	Does Not Exist	0%
Associate's Degree in Nursing (ADN) A program that requires at least two academic years of FTE college academic work and awards an associate degree in nursing.	Does Not Exist	0%
Baccalaureate Programs	Status	Percentage of the course work via distance education
Generic (Basic, Entry-Level) Baccalaureate Admits students with no previous nursing education and awards a baccalaureate nursing degree. Program requires at least four but not more than five academic years of FTE college academic work.	Exists	1% - 25%
Accelerated Baccalaureate for non-nursing college graduates (2nd Degree) Admits students with baccalaureate degrees in other disciplines and no previous nursing education and awards a baccalaureate nursing degree. Curriculum is designed to be completed in less time than the generic baccalaureate program usually through a combination of "bridge"/transition and core courses.	Does Not Exist	0%
LPN (LVN) to Baccalaureate Admits LPNs and awards a baccalaureate nursing degree.	Does Not Exist	0%
RN to Baccalaureate (RN Completion) Admits RNs with associate degrees or diplomas in nursing and awards a baccalaureate nursing degree. Curriculum may be designed to accelerate the RN to Baccalaureate completion, usually through a combination of "bridge"/transition and core courses.	Exists	51% - 99%
* Do you have an independent program for RN to baccalaureate students or are RNs integrated into your generic (entry-level) baccalaureate program?:	Independent Program	
* Which of the following baccalaureate degrees do you offer? (select all that apply):	Bachelor of Science in Nursing (BSN)	

Master's Programs	Status	Percentage of the course work via distance education
<p>Baccalaureate to Master's Admits students with baccalaureate nursing degrees and awards a master's degree in nursing.</p>	Does Not Exist	0%
<p>Accelerated Baccalaureate to Master's Admits students with baccalaureate nursing degrees and awards a master's nursing degree. Curriculum is designed to be completed in less time than a traditional master's program, usually through a combination of "bridge"/transition and core courses.</p>	Does Not Exist	0%
<p>RN to Master's Admits RNs without baccalaureate degrees in nursing and awards a master's degree in nursing. Includes master's for RNs with baccalaureate degrees in disciplines other than nursing.</p>	Exists	26% - 50%
<p>Entry-Level or 2nd Degree Master's Admits students with baccalaureate degrees in other disciplines and no previous nursing education. Program prepares graduates for entry into the profession and awards a master's degree in nursing.</p>	Exists	0%
<p>Master's Nurse Practitioner A graduate (master's-level) preparation in which a defined curriculum includes theory, research, and clinical preparation for competency-based primary or acute care. Graduates are awarded a master's degree in nursing and are eligible to sit for a national NP certification examination.</p>	Exists	1% - 25%
<p>Master's Clinical Nurse Specialist A graduate (master's-level) program in which a defined curriculum includes theory, research, and clinical preparation for competency-based CNS specialty practice.</p>	Does Not Exist	0%
<p>Master's Combined Nurse Practitioner/Clinical Nurse Specialist A graduate (master's-level) program where, by curricular design, the NP and CNS roles are included in the curriculum. Graduates are awarded a master's degree in nursing and are eligible to sit for one NP national certification examination and one CNS national certification examination.</p>	Exists	1% - 25%
<p>Clinical Nurse Leader (CNL) A graduate (master's-level) program in which a defined curriculum prepares graduates to oversee the care coordination of a distinct group of patients and actively provide direct patient care in complex situations.</p>	Exists	1% - 25%
MSN, MA, MS, or MN/MBA	Exists	0%
MSN, MA, MS, or MN/MPH	Exists	0%
MSN, MA, MS, or MN/MPA	Does Not Exist	0%
MSN, MA, MS, or MN/MHA	Does Not Exist	0%
MSN, MA, MS, or MN/MDiv	Does Not Exist	0%
MSN, MA, MS, or MN/JD	Does Not Exist	0%

* Which of the following master's degrees do you offer? (select all that apply): MS with a Major in Nursing

Research-Focused Doctoral Programs	Status	Percentage of the course work via distance education
<p>Master's to Doctoral (Research-focused) Admits RNs with master's degrees in nursing and awards a PhD,</p>	Exists	1% - 25%

Research-Focused Doctoral Programs	Status	Percentage of the course work via distance education
DSN, DNS, DNSc, or EdD in nursing.		
<p>Baccalaureate to Doctoral (Research-focused) Admits RNs with baccalaureate nursing degrees and awards a PhD, DSN, DNS, DNSc, or EdD in nursing. Program may include the receipt of a master's degree in nursing, but it is specifically designed to accomplish the programmatic objectives in less time than a traditional doctoral program.</p>	Exists	1% - 25%
<p>Dual Degree Doctoral/MBA Program that awards a doctoral degree in nursing (PhD, DNS, or EdD) and an MBA.</p>	Does Not Exist	0%
<p>* Which of the following research-focused doctoral degrees do you offer? (select all that apply):</p> <p>PhD in Nursing, DNP</p>		
<p>* Is your PhD program part of a consortium with other institutions?:</p> <p>No</p>		
DNP Programs	Status	Percentage of the course work via distance education
<p>Post-Baccalaureate Doctor of Nursing Practice (DNP) Admits RNs with baccalaureate nursing degrees and awards a DNP.</p>	Exists	26% - 50%
<p>Post-Baccalaureate DNP Nurse Practitioner A graduate program for the preparation of nurse practitioners that admits registered nurses with baccalaureate degrees in nursing. Graduates are awarded a Doctor of Nursing Practice and are eligible to sit for a national NP certification exam.</p>	Exists	26% - 50%
<p>Post-Master's Doctor of Nursing Practice (DNP) Admits RNs with master's degrees in nursing and awards a DNP. The DNP is a terminal degree and is an alternative to research-focused doctoral programs.</p>	Exists	100%
<p>Post-Master's DNP Nurse Practitioner A graduate program that admits registered nurses with master's degrees in nursing. Graduates are awarded a Doctor of Nursing Practice and are eligible to sit for a national NP certification exam. The program can also admit students who are previously certified as a Nurse Practitioner and do not seek an additional national NP certification.</p>	Exists	100%
<p>* Is your DNP program part of a consortium with other institutions?:</p> <p>Yes</p>		
Post-Doctoral Programs	Status	Percentage of the course work via distance education
<p>Post-Doctoral Post-Doctoral fellows must hold a doctoral degree in nursing and the nursing academic unit must have the ability to demonstrate that graduates of the program remain active in research.</p>	Does Not Exist	0%
Other Programs	Status	Percentage of the course work via distance education
<p>Post-Master's Nurse Practitioner A formal post-graduate program for the preparation of nurse</p>	Exists	0%

Other Programs	Status	Percentage of the course work via distance education
<p>practitioners that admits registered nurses with master's degrees in nursing, and, at completion, awards either a certificate or other evidence of completion, such as a letter from the program director. Completers are eligible to sit for a national NP certification examination.</p> <p>Post-Master's Clinical Nurse Specialist A formal post-graduate program for the preparation of clinical nurse specialists that admits registered nurses with master's degrees in nursing, and, at completion, awards either a certificate or other evidence of completion.</p> <p>Post-Master's Combined Nurse Practitioner/Clinical Nurse Specialist The program admits registered nurses with master's degrees in nursing, and at completion, awards either a certificate or other evidence of completion. Those completing the program are eligible to sit for one NP national certification examination and one CNS national certification examination.</p> <p>Other(including PhD in interdisciplinary), Specify</p> <p>Other(including PhD in interdisciplinary), Specify</p> <p>Contact and Comments</p> <p>*Name of the contact person for this form: Lisa Vikell</p> <p>*Title: Office Manager</p> <p>*Phone: 410-706-3424</p> <p>*Email: vikell@son.umaryland.edu</p> <p>Comment:</p>	Does Not Exist	0%
	Exists	0%
	Does Not Exist	
	Does Not Exist	

Applications

*In which year are generic (basic, entry-level) baccalaureate students formally accepted into the nursing program? Third Year

*In which year do generic (basic, entry-level) baccalaureate students take the first nursing course taught by nursing faculty? Third Year

Application Totals	Generic Baccalaureate	RN to Baccalaureate	Master's Nurse Practitioner	Master Majors (Excluding NP and CNS)	Doctoral (Research-Focused)	DNP
1. Number of positions/seats available(program capacity). If the program has no limit on number of positions/seats available, enter 999. Enter 888 if the program does not accept applications at this time.	288	999	999	999	999	999
2. Number of completed applications received for the nursing program.	802	163	0	466	8	361

Application Totals	Generic Baccalaureate	RN to Baccalaureate	Master's Nurse Practitioner	Master Majors (Excluding NP and CNS)	Doctoral (Research-Focused)	DNP
3. Of those applications, how many applicants met all admission criteria (including interview) to be qualified for your nursing program?	658	150	0	369	8	183
4. Of those qualified students, how many were offered admission?	376	150	0	369	8	152
5. Of those who were offered admission, how many enrolled and registered?	289	117	0	283	8	130
6. Number of additional students who could have been accommodated by the nursing program. (calculated automatically)(#1 - #5)	N/A	999	999	999	999	999
7. Number of qualified applications that were not offered admission to the nursing program. (calculated automatically)(#3 - #4)	282	0	0	0	0	31

If all qualified applications were not offered admission, please select all reasons that apply	Generic Baccalaureate	RN to Baccalaureate	Master's Nurse Practitioner	Master Majors (Excluding NP and CNS)	Doctoral (Research-Focused)	DNP
1. Insufficient number of nursing faculty	X					
2. Insufficient clinical sites	X					X
3. Insufficient classroom space	X					X
4. Insufficient number of clinical preceptors	X					X
6. Insufficient enrollment capacity for specific programs/majors						X
5. Overall budget cuts/Insufficient budgets	X					X
MOST IMPORTANT REASON for not admitting qualified applications. (Select one of the reasons you checked above)	2					2

Reason for have insufficient number of school of nursing faculty	Generic Baccalaureate	RN to Baccalaureate	Master's Nurse Practitioner	Master Majors (Excluding NP and CNS)	Doctoral (Research-Focused)	DNP

Reason for have insufficient number of school of nursing faculty	Generic Baccalaureate	RN to Baccalaureate	Master's Nurse Practitioner	Master Majors (Excluding NP and CNS)	Doctoral (Research-Focused)	DNP
------------------------------------------------------------------	-----------------------	---------------------	-----------------------------	--------------------------------------	-----------------------------	-----

Insufficient funds to hire new faculty

X

Please indicate how many more full-time school of nursing faculty you would need to accommodate the qualified applications you turned away

15

Contact and Comments

*Name of the contact person for this form: Lisa Vikell
 *Title: Office Manager
 *Phone: 4107063424
 *Email: vikell@son.umaryland.edu
 Comment:

Enrollment and Graduation - Baccalaureate Section

Generic (Basic, Entry-level) Baccalaureate	Students (Fall 2015)	Graduates (8/1/14-7/31/15)
*Full-Time	523	
*Part-Time	45	
*Total	568	228
Non-U.S. Residents (International Students)	13	7
American Indian or Alaskan Native	0	1
Asian* (not of Hispanic origin)	69	30
Black or African American (not of Hispanic origin)	100	28
Hispanic or Latino	29	10
Native Hawaiian or Other Pacific Islander*	1	1
White (Not of Hispanic Origin)	329	129
Two or More Races	17	11
Race/Ethnicity Unknown	10	11
Males of Total Students/Graduates	81	27
Females of Total Students/Graduates	483	199
Unknown	4	2

NCLEX-RN™

Beginning Date: January 2014
 Ending Date: December 2014

How many graduates took
NCLEX-RN for the first time
during the time period specified
above? 213

Of those who took the exam, how
many passed? 198

How many did not pass? 15

How many unknown? 0

Contact and Comments

*Name of the contact person for
this form: Lisa Vikell

*Title: Office Mngr

*Phone: 4107063424

*Email: vikell@son.umaryland.edu

Comment:

Enrollment and Graduation - RN to Baccalaureate

RN to Baccalaureate	Students (Fall 2015)	Graduates (8/1/14-7/31/15)
*Full-Time	28	
*Part-Time	180	
*Total	208	73
Non-U.S. Residents (International Students)	4	5
American Indian or Alaskan Native	1	0
Asian* (not of Hispanic origin)	29	4
Black or African American (not of Hispanic origin)	43	13
Hispanic or Latino	12	4
Native Hawaiian or Other Pacific Islander*	0	0
White (Not of Hispanic Origin)	110	43
Two or More Races	4	2
Race/Ethnicity Unknown	5	2
Males of Total Students/Graduates	22	12
Females of Total Students/Graduates	185	61
Unknown	1	0

Contact and Comments

*Name of the contact person for
this form: Ray Stolle

*Title: Database Engineer

*Phone: 410-706-3881

*Email: stolle@son.umaryland.edu

Comment:

Enrollment and Graduation - Master's

Post-Entry Level Master's in Nursing	Students (Fall 2015)	Graduates (8/1/14-7/31/15)
*Full-Time	74	
*Part-Time	361	
*Total	435	271
Non-U.S. Residents (International Students)	5	4
American Indian or Alaskan Native	1	1
Asian* (not of Hispanic origin)	48	26
Black or African American (not of Hispanic origin)	104	46
Hispanic or Latino	14	12
Native Hawaiian or Other Pacific Islander*	0	0
White (Not of Hispanic Origin)	244	175
Two or More Races	9	3
Race/Ethnicity Unknown	10	4
Males of Total Students/Graduates	36	27
Females of Total Students/Graduates	389	240
Unknown	10	4
Entry-Level/2nd Degree Master's	Students (Fall 2015)	Graduates (8/1/14-7/31/15)
*Full-Time	160	
*Part-Time	9	
*Total	169	84
Non-U.S. Residents (International Students)	0	1
American Indian or Alaskan Native	3	0
Asian* (not of Hispanic origin)	26	3
Black or African American (not of Hispanic origin)	41	14
Hispanic or Latino	0	3
Native Hawaiian or Other Pacific Islander*	1	0
White (Not of Hispanic Origin)	92	58
Two or More Races	0	5
Race/Ethnicity Unknown	6	0
Males of Total Students/Graduates	17	10
Females of Total Students/Graduates	152	74
Unknown	0	0

RN to Master's Program

Students (Fall 2015) Graduates (8/1/14-7/31/15)

*Full-Time	0	
*Part-Time	0	
*Total	0	0

Please estimate that of the total number of students formally accepted into your RN to Master's Programs inStudents 2012

Number of new students accepted into your RN to Master's program inStudents 2012:	11
Percent graduated:	60%
Percent left without graduating:	40%
Percent still enrolled:	0%

Master Major Area of Study	Post-Entry Master's Students FT (Fall 2015)	Post-Entry Master's Students PT (Fall 2015)	Post-Entry Master's Graduates (8/1/14-7/31/15)	Entry-Level/2nd Degree Master's Students FT (Fall 2015)	Entry-Level/2nd Degree Master's Students PT (Fall 2015)	Entry-Level/2nd Degree Master's Graduates (8/1/14-7/31/15)
	Clinical Nurse Leader (CNL)	0	0	0	160	9
Informatics	18	68	35	0	0	0
Public Health/Community Health	6	34	13	0	0	0
Nurse Anesthesia	1	21	28	0	0	0
Nurse Practitioner	32	33	89	0	0	0
Combined NP/CNS*	6	16	33	0	0	0

Other Majors	Post-Entry Master's Students FT (Fall 2015)	Post-Entry Master's Students PT (Fall 2015)	Post-Entry Master's Graduates (8/1/14-7/31/15)	Entry-Level/2nd Degree Master's Students FT (Fall 2015)	Entry-Level/2nd Degree Master's Students PT (Fall 2015)	Entry-Level/2nd Degree Master's Graduates (8/1/14-7/31/15)
	Health Sciences Leadership & Management	11	123	51	0	0
Nursing Certificate	0	15	22	0	0	0
Undeclared Major	0	51	0	0	0	0

Master's Total	Post-Entry Master's Students FT (Fall 2015)	Post-Entry Master's Students PT (Fall 2015)	Post-Entry Master's Graduates (8/1/14-7/31/15)	Entry-Level/2nd Degree Master's Students FT (Fall 2015)	Entry-Level/2nd Degree Master's Students PT (Fall 2015)	Entry-Level/2nd Degree Master's Graduates (8/1/14-7/31/15)
	74	361	271	160	9	84

Master's Level Dual Degree Programs	Post-Entry Master's Students	Post-Entry Master's Students	Post-Entry Master's Graduates	Entry-Level/2nd Degree	Entry-Level/2nd Degree	Entry-Level/2nd Degree
--------------------------------------------	-------------------------------------	-------------------------------------	--------------------------------------	-------------------------------	-------------------------------	-------------------------------

	FT (Fall 2015)	PT (Fall 2015)	(8/1/14-7/31/15)	Master's Students FT (Fall 2015)	Master's Students PT (Fall 2015)	Master's Graduates (8/1/14-7/31/15)
MSN, MA, MS, or MN/MBA	4	21	6	0	0	0
MSN, MA, MS, or MN/MPH	0	0	0	0	0	0

Contact and Comments

*Name of the contact person for this form: Ray Stolle

*Title: Database Engineer

*Phone: 410-706-3881

*Email: stolle@SON.umaryland.edu

Comment: Our RNMS program is an undergraduate program that terminates in a BSN degree. At present, there is no reliable way to track our dual degree MPH enrollees or graduates.

Enrollment and Graduation - Master's-level (Master's and Entry-Level or 2nd Degree Master's) Nurse Practitioner by Clinical Track

NP (Single Track)	Certification Exam		Students (Fall 2015) FT	Students (Fall 2015) PT	Graduates (8/1/14-7/31/15)
Family NP	Family NP		3	16	23
Adult-Gerontology Primary Care NP	Adult-Gerontology Primary Care NP		18	1	32
Pediatric Primary Care NP	Pediatric Primary Care NP		2	7	10
Pediatric Acute Care NP	Pediatric Acute Care NP		2	7	12
Psychiatric-Mental Health NP - Across the Lifespan (Formerly Family Psych & Mental Health NP)	Psychiatric-Mental Health NP - Across the Lifespan (Formerly Family Psych & MH NP)		7	2	12
Dual Major: NP/Other Master's Major (e.g. Family NP/Education)	Certification Exam		Students (Fall 2015) FT	Students (Fall 2015) PT	Graduates (8/1/14-7/31/15)
NP (DUAL TRACK)	NP Exam	NP Exam	Students (Fall 2015) FT	Students (Fall 2015) PT	Graduates (8/1/14-7/31/15)
Master's NP Total			32	33	89
For Graduates Only	Graduates (8/1/14-7/31/15)				
Non-U.S. Residents (International Students)	2				
American Indian or Alaskan Native	0				
Asian* (not of Hispanic origin)	7				
Black or African American (not of Hispanic origin)	11				
Hispanic or Latino	3				

For Graduates Only	Graduates (8/1/14-7/31/15)
Native Hawaiian or Other Pacific Islander*	0
White (Not of Hispanic Origin)	63
Two or More Races	1
Race/Ethnicity Unknown	2
Males of Total Students/Graduates	5
Females of Total Students/Graduates	83
Unknown	1

Contact and Comments

*Name of the contact person for this form: Ray Stolle
 *Title: Database Engineer
 *Phone: 410-706-3881
 *Email: stolle@son.umaryland.edu
 Comment:

Post-Master's Nurse Practitioner by Clinical Track

NP (Single Track)	Certification Exam	Students (Fall 2015) FT	Students (Fall 2015) PT	Graduates (8/1/14-7 /31/15)	
Family NP	Family NP	0	1	0	
Adult-Gerontology Primary Care Nurse Practitioner	Adult-Gerontology Primary Care NP	0	0	0	
Pediatric Primary Care NP	Pediatric Primary Care NP	0	1	0	
Pediatric Acute Care NP	Pediatric Acute Care NP	0	0	0	
Psychiatric-Mental Health NP – Across the Lifespan (Formerly Family Psych & Mental Health NP)	Psychiatric-Mental Health NP - Across the Lifespan (Formerly Family Psych & MH NP)	1	3	0	
NP (DUAL TRACK)	NP Exam	NP Exam	Students (Fall 2015) FT	Students (Fall 2015) PT	Graduates (8/1/14-7 /31/15)
Post Master's NP Total			Students (Fall 2015) FT	Students (Fall 2015) PT	Graduates (8/1/14-7 /31/15)
			1	5	0

For Completers Only	Graduates (8/1/14-7/31/15)
Non-U.S. Residents (International Students)	
American Indian or Alaskan Native	
Asian* (not of Hispanic origin)	
Black or African American (not of Hispanic origin)	
Hispanic or Latino	

For Completers Only

Graduates (8/1/14-7/31/15)

- Native Hawaiian or Other Pacific Islander*
- White (Not of Hispanic Origin)
- Two or More Races
- Race/Ethnicity Unknown

Contact and Comments

*Name of the contact person for this form: Lisa Vikell
 *Title: Office Mngr
 *Phone: 410-706-3424
 *Email: vikell@son.umaryland.edu
 Comment:

Enrollment and Graduation - Master's-level Combined Nurse Practitioner / Clinical Nurse Specialist by Clinical Areas

Enrollment	NP Exam	CNS Exam	Students (Fall 2015) FT	Students (Fall 2015) PT	Graduates (8/1/14-7/31/15)
Adult Gerontology Acute Care NP/Adult-Gerontology CNS	Adult-Gerontology Acute Care NP	Adult-Gerontology CNS (Wellness through Acute Care) - New	6	16	33
Combined Master's NP/CNS Total			Students (Fall 2015) FT	Students (Fall 2015) PT	Graduates (8/1/14-7/31/15)
			6	16	33

For Graduates Only

Graduates (8/1/14-7/31/15)

Non-U.S. Residents (International Students)	0
American Indian or Alaskan Native	1
Asian* (not of Hispanic origin)	3
Black or African American (not of Hispanic origin)	3
Hispanic or Latino	2
Native Hawaiian or Other Pacific Islander*	0
White (Not of Hispanic Origin)	23
Two or More Races	0
Race/Ethnicity Unknown	1
Males of Total Students/Graduates	6
Females of Total Students/Graduates	27

Contact and Comments

*Name of the contact person for this form: Vikell/Stolle
 *Title: Office Mngr/Database ENg.
 *Phone: 410-706-3881/3424
 *Email: stolle@son.umaryland.edu/vikell@son.umaryland.edu
 Comment:

Enrollment and Graduation - Post-Master's Combined Nurse Practitioner / Clinical Nurse Specialist by Clinical Areas

Enrollment	NP Exam	CNS Exam	Students (Fall 2015) FT	Students (Fall 2015) PT	Graduates (8/1/14-7/31/15)
Adult Gerontology Acute Care NP/Adult-Gerontology CNS	Adult-Gerontology Acute Care NP	Adult-Gerontology CNS (Wellness through Acute Care) - New	0	2	0
Combined Post Master's NP/CNS Total			Students (Fall 2015) FT	Students (Fall 2015) PT	Graduates (8/1/14-7/31/15)
			0	2	0

For Completers Only

Graduates (8/1/14-7/31/15)

- Non-U.S. Residents (International Students)
- American Indian or Alaskan Native
- Asian* (not of Hispanic origin)
- Black or African American (not of Hispanic origin)
- Hispanic or Latino
- Native Hawaiian or Other Pacific Islander*
- White (Not of Hispanic Origin)
- Two or More Races
- Race/Ethnicity Unknown

Contact and Comments

*Name of the contact person for this form: Ray Stolle
 *Title: Database Engineer
 *Phone: 410-706-3881
 *Email: stolle@son.umaryland.edu
 Comment:

Enrollment and Graduation - Doctoral, Doctor of Nursing, and Post-Doctoral

Doctoral (Research-Focused)	Students (Fall 2015)	Graduates (8/1/14-7/31/15)
*Full-Time	17	
*Part-Time	37	
*Total	54	9
Non-U.S. Residents (International Students)	10	2
American Indian or Alaskan Native	0	0
Asian* (not of Hispanic origin)	3	2
Black or African American (not of Hispanic origin)	8	1
Hispanic or Latino	5	0
Native Hawaiian or Other Pacific Islander*	0	0
White (Not of Hispanic Origin)	27	3
Two or More Races	0	1
Race/Ethnicity Unknown	1	0
Males of Total Students/Graduates	8	1
Females of Total Students/Graduates	46	8
Unknown	0	0

Type of Employment Commitment of All Research-Focused Doctoral Graduates	Number of Graduates
Academic Position	
Faculty Position: school/college of nursing	5
Post-Doctoral Fellowship	2
Non-Academic Position	
Hospital nursing service research and/or clinical position	1
Ambulatory (non-hospital) research position and/or clinical position	1

Contact and Comments

*Name of the contact person for this form: Lisa Vikell/Ray Stolle
 *Title: Office Mngr/Database ENg.
 *Phone: 410-706-3881
 *Email: vikell@son.umaryland.edu
 Comment:

Enrollment and Graduation - Doctor of Nursing Practice

Doctor of Nursing Practice (DNP)	Students (Fall 2015)	Graduates (8/1/14-7/31/15)
*Full-Time	118	
*Part-Time	159	
*Total	277	29

Doctor of Nursing Practice (DNP)	Students (Fall 2015)	Graduates (8/1/14-7/31/15)
Non-U.S. Residents (International Students)	0	0
American Indian or Alaskan Native	0	1
Asian* (not of Hispanic origin)	29	1
Black or African American (not of Hispanic origin)	62	6
Hispanic or Latino	14	0
Native Hawaiian or Other Pacific Islander*	0	0
White (Not of Hispanic Origin)	162	20
Two or More Races	6	1
Race/Ethnicity Unknown	4	0
Males of Total Students/Graduates	32	1
Females of Total Students/Graduates	244	28
Unknown	1	0

Doctor of Nursing Practice (DNP) Students & Graduates By Area of Study	Post-Bacc DNP Students FT (Fall 2015)	Post-Bacc DNP Students PT (Fall 2015)	Post-Bacc DNP Graduates (8/1/14-7/31/15)	Post-master DNP Students FT (Fall 2015)	Post-master DNP Students PT (Fall 2015)	Post-master DNP Graduates (8/1/14-7/31/15)
Nurse Anesthesia	48	0	0	1	0	0
Nurse Practitioner	40	49	0	6	10	0
Adult/Gero Acute Care NPC/CNS	18	13	0	2	2	0
DNP - No Specialty	0	0	0	3	85	29

Post-Baccalaureate DNP-NP (Single Track)	Certification Exam	Students (Fall 2015) FT	Students (Fall 2015) PT	Graduates (8/1/14-7/31/15)
Family NP	Family NP	14	20	0
Adult-Gerontology Primary Care NP	Adult-Gerontology Primary Care NP	7	10	0
Pediatric Primary Care NP	Pediatric Primary Care NP	3	7	0
Pediatric Acute Care NP	Pediatric Acute Care NP	4	2	0
Psychiatric-Mental Health NP - Across the Lifespan (Formerly Family Psych & Mental Health NP)	Psychiatric-Mental Health NP - Across the Lifespan (Formerly Family Psych & MH NP)	10	6	0
Neonatal NP	Neonatal NP	2	4	0

Post-Baccalaureate DNP-NP Dual Major: NP/Other Master's Major (e.g. Family NP/Education)	Certification Exam	Students (Fall 2015) FT	Students (Fall 2015) PT	Graduates (8/1/14-7/31/15)

Post-Baccalaureate DNP-NP (DUAL TRACK)	NP Exam	NP Exam	Students (Fall 2015) FT	Students (Fall 2015) PT	Graduates (8/1/14-7/31/15)

Post-Baccalaureate DNP-NP Total	Students (Fall 2015) FT	Students (Fall 2015) PT	Graduates (8/1/14-7/31/15)

	2015) FT	2015) PT	/31/15)
	40	49	0

Post-Baccalaureate DNP-NP Demographic Data for Graduates Only

Graduates (8/1/14-7/31/15)

- Non-U.S. Residents (International Students)
- American Indian or Alaskan Native
- Asian* (not of Hispanic origin)
- Black or African American (not of Hispanic origin)
- Hispanic or Latino
- Native Hawaiian or Other Pacific Islander*
- White (Not of Hispanic Origin)
- Two or More Races
- Race/Ethnicity Unknown

Post-Master DNP-NP (Single Track)	Certification Exam	Students (Fall 2015) FT	Students (Fall 2015) PT	Graduates (8/1/14-7/31/15)
Family NP	Family NP	3	1	0
Adult-Gerontology Primary Care NP	Adult-Gerontology Primary Care NP	0	1	0
Pediatric Primary Care NP	Pediatric Primary Care NP	0	0	0
Pediatric Acute Care NP	Pediatric Acute Care NP	0	3	0
Psychiatric-Mental Health NP - Across the Lifespan (Formerly Family Psych & Mental Health NP)	Psychiatric-Mental Health NP - Across the Lifespan (Formerly Family Psych & MH NP)	3	4	0
Neonatal NP	Neonatal NP	0	1	0

Post-Master DNP-NP Dual Major: NP/Other Master's Major (e.g. Family NP/Education)	Certification Exam	Students (Fall 2015) FT	Students (Fall 2015) PT	Graduates (8/1/14-7/31/15)

Post-Master DNP-NP (DUAL TRACK)	NP Exam	NP Exam	Students (Fall 2015) FT	Students (Fall 2015) PT	Graduates (8/1/14-7/31/15)

Post-Master DNP-NP Total	Students (Fall 2015) FT	Students (Fall 2015) PT	Graduates (8/1/14-7/31/15)
	6	10	0

Post-Master DNP-NP Demographic Data for Graduates Only

Graduates (8/1/14-7/31/15)

- Non-U.S. Residents (International Students)
- American Indian or Alaskan Native
- Asian* (not of Hispanic origin)
- Black or African American (not of Hispanic origin)

Post-Master DNP-NP Demographic Data for Graduates Only

Graduates (8/1/14-7/31/15)

- Hispanic or Latino
- Native Hawaiian or Other Pacific Islander*
- White (Not of Hispanic Origin)
- Two or More Races
- Race/Ethnicity Unknown

Doctoral's Total	Post-Bacc DNP Students FT (Fall 2015)	Post-Bacc DNP Students PT (Fall 2015)	Post-Bacc DNP Graduates (8/1/14-7/31/15)	Post-master DNP Students FT (Fall 2015)	Post-master DNP Students PT (Fall 2015)	Post-master DNP Graduates (8/1/14-7/31/15)
	106	62	0	12	97	29

Type of Employment Commitment of All Doctor of Nursing Practice Graduates

Number of Graduates

Academic Position Academic Position	
Faculty Position: school/college of nursing	7
Non-Academic Position Non-Academic Position	
Hospital nursing service research and/or clinical position	10
Hospital nursing service administrative or executive position	6
Military	1
Other, Specify:N/A	5
Do not know	0

Contact and Comments


*Name of the contact person for this form: Lisa Vikell
 *Title: Database Engineer
 *Phone: 410-706-3424
 *Email: stolle@son.umaryland.edu
 Comment:

[Return](#)

Completed Submission

2015

Annual Survey


[Home](#)
[Survey](#)
[Contact Us](#)
[Change Password](#)

d32104

[Logout](#)

University of Maryland

Dean's Survey

NOTE: For purposes of uniformity, the term "Dean" refers to the person in charge (the chief executive officer) of the school/college/department/program/division of nursing. If this person holds the title of Acting or Interim Dean/Chair/Director/Head/Coordinator, that individual should be entered in the Full-time Faculty section with the Administrative Title of "Interim Dean," not in the Deans' section.

Click on a section title bar to expand or collapse the section

Dean's Information

*Do you hold the title of Interim Dean or Acting Dean?

No Yes

*What is your title?

Dean

*Do you hold another administrative title in addition to dean of the school of nursing?

No Yes

*What is your faculty rank?

Professor

*What is your level of teaching?

N/A, Does not teach

*What is your area of teaching?

N/A, Does not teach

*What is your highest degree in nursing?

PhD (nursing)

*What is your highest earned degree?

PhD

What is your gender?

Male Female Other

*What is your year of birth?

1958 (YYYY)

What is your race/ethnicity?

White (Not Hispanic Origin)

*What is your tenure status?

Tenured

Less than one year

*How long have you been the chief executive officer for the nursing academic unit in this school?

- One year or more

Year(s) at current position: Month

(s) at current position:

*How long have you been the chief executive officer for the nursing academic unit in other schools?

- N/A, currently in first CEO position
- Less than one year
- One year or more

Year(s) at previous position:

Month(s) at previous position:

*What is your salary basis?

- Academic Year(9 or 10 months)
- Calendar Year(11 or 12 months)

*Enter your gross salary for the current fiscal year rounded to the nearest dollar. Include any additional supplemental salary associated with this position. All information about individual salaries in this survey will be held in strict confidence. Salary data are reported in aggregate form only; no individual responses will be released or reported.

(Enter whole number only)

Contact and Comments

«

Name of the contact person's for this form:

Please enter one name and one email address only. When entering name, enter in the order of first name and last name without title (For example, John Smith)

*Title:

*Phone:

Email:


Comment:

[Save and Return Later](#)

[Cancel](#)

[Submit](#)

2015 Annual Survey



University of Maryland

Full-Time Faculty Salary Basis

*Academic Year Salary Basis: 9 Months 10 Months ~~10~~ N/A

*Calendar Year Salary Basis: 11 Months ~~11~~ 12 Months N/A

Definitions and Abbreviations for Full-time Faculty

Record ID: Choose a record id to help you identify each faculty record. This will not be used by AACN to help identify records not will it be available to any other school. Maximum 7 characters.

Gender: M = Male
F = Female

Year of Birth: Four digit year of birth

Race/Ethnicity: N = American Indian or Alaskan Native
A = Asian* (not Hispanic origin)
B = Black or African American (not Hispanic origin)
H = Hispanic or Latino
PI = Native Hawaiian or Other Pacific Islander*
W = White (Not Hispanic Origin)
U = Race/Ethnicity Unknown
I = Non-U.S. Resident

Type of Faculty: Y = Yes, a nurse
N = No, not a nurse

Degree: NSG = Holds research-focused doctoral degree in nursing
DNP = Holds Doctor of Nursing Practice
OTH = Holds doctoral degree in field other than nursing
NONE = Does not hold doctoral degree

Nurse Practitioner Y = Faculty member is certified as a nurse practitioner through a national certifying body or state recognition process
N = No, faculty member is not a nurse practitioner
N/A = Faculty member is not a nurse

Certified Registered Nurse Anesthetist Y = Faculty member is certified as a nurse anesthetist through the NURSE ANESTHETIST Council on Certification of Nurse Anesthetist
N = No, faculty member is not a nurse anesthetist
N/A = Faculty member is not a nurse

Clinical Nurse Specialist Y = Faculty member must hold national certification and/or state recognition as a Clinical Nurse Specialist.
N = No, faculty member is not a Clinical Nurse Specialist
N/A = Faculty member is not a nurse

Faculty Rank PROF = Professor
ASSOC = Associate Professor
ASSIST = Assistant Professor
INST = Instructor
OTH = Other

Level of Teaching B Only = Baccalaureate students only

M Only = Master's students only
 D Only = Doctoral students only
 B/M = Both Baccalaureate and Master's students
 B/D = Both Baccalaureate and Doctoral students
 M/D = Both Master's and Doctoral students
 ALL = Baccalaureate, Master's, and Doctoral students
 N/A = Does not teach

Area of Teaching CLIN = Clinical setting only
 DID = Classroom setting only
 BOTH = Both clinical and classroom settings
 N/A = Does not teach

Tenure Status T = Tenured
 TTNT = Tenure track, but not tenured
 NTT = Nontenure track
 N/A = No tenure system

Administrative Responsibility: Full-time nurse faculty with 50 percent or more effort devoted to administrative responsibilities.
 T = Has administrative responsibilities
 N = Does not have administrative responsibilities

Administrative Title: If the answer to Administrative Responsibility is yes, select one:
 ASSOC D = Associate Dean
 ASSIST D = Assistant Dean
 ACT/INT D = Acting/Interim Dean: The term 'Dean' refers to the chief executive officer of the school of nursing
 CHAIR = Chair: For example, Chair of Community Health
 DIR = Director: For example, Director of the Master's Program
 COORD = Coordinator: For example, Coordinator of the NP Program
 HEAD = Head: For example, Head of Maternal and Child Health Nursing
 ASSIST TO = Assistant To
 ASSOC DIR = Associate Director
 ASSIST DIR = Assistant Director
 OTH = Other

Salary Basis: ACAD Y = Academic Year (9 or 10 months)
 CAL Y = Calendar Year (11 or 12 months)

Full-Time Faculty List

Status	Rec ID	Sex	YOB	Race	Degree	Faculty Type	NP	CRNA	CNS	CNM	Rank	Level	Area	Tenure	Admin	Admin Title	Sal Base	Salary (\$)	Admin Sup (\$)
Active	Akintad	M	1976	B	NSG	Nurse	Yes	No	No	No	ASSIST Prof	M only	DID	Nontenure track	No		CAL Y	116,299	
Active	Amos V	F	1953	B	OTH	Nurse	No	Yes	Yes	No	ASSIST Prof	M only	DID	Nontenure track	No		CAL Y	161,661	
Active	Antol	F	1953	W	NONE	Nurse	No	No	No	No	ASSIST Prof	B only	BOTH	Nontenure track	No		CAL Y	95,881	
Active	Barrows	F	1973	B	NONE	Nurse	No	No	No	No	INST	B/M	BOTH	Nontenure track	No		CAL Y	88,080	
Active	Bindon	F	1962	W	DNP	Nurse	No	No	No	No	ASSIST Prof	M/D	DID	Nontenure track	No		CAL Y	100,341	
Active	Bode	F	1958	W	NONE	Nurse	Yes	No	No	No	INST	B/M	CLIN	Nontenure track	No		CAL Y	90,992	
Left	Brager	F	1955	W	OTH	Nurse	Yes	No	No	No	ASSIST Prof	M only	BOTH	Nontenure track	No		ACAD Y	0	
Left	Braid	F	1966	W	OTH	Nurse	Yes	No	No	No	ASSIST Prof	B/M	CLIN	Nontenure track	No		CAL Y	0	
Active	Brotoma	F	1955	W	NSG	Nurse	No	No	No	No	ASSIST Prof	B/M	DID	Nontenure track	No		CAL Y	92,546	
Active	Brown B	F	1967	B	NONE	Nurse	Yes	No	No	No	INST	B/M	BOTH	Nontenure track	No		CAL Y	81,667	
Active	Buckley	F	1949	W	OTH	Nurse	No	No	No	No	ASSOC Prof	D only	DID	Nontenure track	No		CAL Y	104,396	

Status	Rec ID	Sex	YOB	Race	Degree	Faculty Type	NP	CRNA	CNS	CNM	Rank	Level	Area	Tenure	Admin	Admin Title	Sal Base	Salary (\$)	Admin Sup (\$)
Active	Bundy	F	1953	W	DNP	Nurse	Yes	No	No	No	ASSIST Prof	M only	BOTH	Nontenure track	No		CAL Y	100,341	
Active	Burda	F	1954	U	NONE	Nurse	Yes	No	No	No	ASSIST Prof	B/M	BOTH	Nontenure track	No		CAL Y	116,668	
Active	Burke	F	1987	W	NONE	Nurse	No	No	No	No	INST	B/M	BOTH	Nontenure track	No		CAL Y	83,582	
Active	Burr	F	1958	W	DNP	Nurse	Yes	No	No	No	INST	B/M	BOTH	Nontenure track	No		CAL Y	96,900	
Active	busch	F	1970	W	DNP	Nurse	Yes	No	No	No	ASSIST Prof	M only	BOTH	Nontenure track	No		CAL Y	100,560	
Active	Canha	M	1954	W	NONE	Nurse	No	No	No	No	INST	B/M	BOTH	Nontenure track	No		CAL Y	79,715	
Active	Caridha	M	1962	W	OTH	Nurse	No	No	No	No	ASSIST Prof	M only	DID	Nontenure track	No		ACAD Y	79,371	
Active	Chakrav	F	1979	A	OTH	Nurse	Yes	No	No	No	INST	B only	BOTH	Nontenure track	No		CAL Y	89,192	
Active	Chen	F	1975	A	OTH	Nonnurse	N/A	N/A	N/A	N/A	ASSIST Prof	M only	CLIN	Nontenure track	No		CAL Y	94,766	
Active	Clark K	F	1953	W	NSG	Nurse	No	No	No	No	ASSIST Prof	B/M	DID	Nontenure track	No		CAL Y	91,934	
Active	Colloca	F	1977	W	NSG	Nonnurse	N/A	N/A	N/A	N/A	ASSOC Prof	N/A	N/A	Tenure track, not tenured	No		CAL Y	128,520	
Active	Cook	F	1955	W	NSG	Nurse	No	No	No	No	ASSIST Prof	All	BOTH	Nontenure track	No		CAL Y	106,312	
Active	Costa	F	1946	W	NSG	Nurse	No	No	No	No	ASSIST Prof	M only	DID	Nontenure track	No		CAL Y	111,490	
Active	Daniels	F	1967	W	NONE	Nurse	No	No	No	No	INST	B/M	CLIN	Nontenure track	No		CAL Y	81,388	
Active	Davenpo	F	1955	W	NSG	Nurse	No	No	No	No	ASSIST Prof	B only	BOTH	Nontenure track	No		CAL Y	96,943	
Active	Davis A	F	1969	W	NSG	Nurse	No	No	No	No	ASSIST Prof	B only	BOTH	Nontenure track	No		CAL Y	98,271	
Left	DavisAj	F	1955	W	OTH	Nurse	Yes	No	No	No	ASSIST Prof	M only	DID	Nontenure track	No		CAL Y	0	
Active	Devance	F	1960	B	NONE	Nurse	No	No	No	No	INST	B/M	BOTH	Nontenure track	No		CAL Y	84,982	
Active	Diaconi	F	1947	W	OTH	Nurse	No	No	No	No	ASSIST Prof	M/D	DID	Nontenure track	No		CAL Y	85,257	
Active	Dobish	F	1956	W	NONE	Nurse	No	No	No	No	ASSIST Prof	B only	BOTH	Nontenure track	No		CAL Y	83,064	
Active	Dorduno	F	1979	B	DNP	Nurse	No	No	No	No	INST	B/M	BOTH	Nontenure track	No		CAL Y	93,500	
Active	Dorsey	F	1963	W	NSG	Nurse	No	No	No	No	ASSOC Prof	D only	DID	Tenured	Yes	CHAIR	CAL Y	193,959	15,000
Active	Edwards	F	1957	W	OTH	Nurse	No	No	No	No	ASSIST Prof	All	BOTH	Nontenure track	No		CAL Y	99,960	
Active	Fahie	F	1954	B	NSG	Nurse	No	No	No	No	ASSIST Prof	B only	DID	Nontenure track	No		CAL Y	101,358	
Active	Felauer	F	1967	W	NONE	Nurse	Yes	No	No	No	INST	B/M	BOTH	Nontenure track	No		CAL Y	100,013	
Left	Fey Mar	F	1961	W	NONE	Nurse	No	No	No	No	ASSIST Prof	B only	CLIN	Nontenure track	No		CAL Y	20,680	
Active	Flanner	F	1981	W	NSG	Nurse	No	No	No	No	ASSIST Prof	B/M	BOTH	Nontenure track	No		CAL Y	100,341	
Active	Fornili	F	1960	W	NONE	Nurse	No	No	No	No	ASSIST Prof	B only	BOTH	Nontenure track	No		CAL Y	86,531	
Left	Fountai	F	1955	W	NONE	Nurse	No	No	No	No	ASSIST Prof	B only	BOTH	Nontenure track	No		CAL Y	41,208	
Active	Frankli	F	1953	W	DNP	Nurse	No	No	No	No	ASSIST Prof	M/D	BOTH	Nontenure track	No		CAL Y	108,839	
Active	Friedma	F	1952	W	OTH	Nonnurse	N/A	N/A	N/A	N/A	PROF	D only	DID	Tenured	Yes	SSOC D	CAL Y	145,092	25,000
Active	Galik	F	1966	W	NSG	Nurse	Yes	No	No	No	ASSOC Prof	M/D	BOTH	Tenured	No		CAL Y	130,000	
Active	Gant	F	1978	W	NONE	Nurse	No	No	No	No	INST	B only	BOTH	Nontenure track	No		CAL Y	84,660	
Active	Geiger-	F	1951	W	NSG	Nurse	No	No	Yes	No	ASSOC Prof	D only	DID	Tenured	No		CAL Y	116,507	
Active	Gilden	F	1975	W	NSG	Nurse	No	No	No	No	ASSIST Prof	B/M	BOTH	Nontenure track	No		ACAD Y	78,973	
Active	Gonzale	F	1964	W	NONE	Nurse	No	No	No	No	INST	M only	BOTH	Tenure track, not tenured	No		CAL Y	153,026	
Active	Goodwin	F	1965	B	NONE	Nurse	No	No	No	No	INST	B only	BOTH		No		CAL Y	93,500	

Status	Rec ID	Sex	YOB	Race	Degree	Faculty Type	NP	CRNA	CNS	CNM	Rank	Level	Area	Tenure	Admin	Admin Title	Sal Base	Salary (\$)	Admin Sup (\$)
Active	Gourley	F	1970	W	DNP	Nurse	Yes	No	No	No	ASSIST Prof	B/M	BOTH	Nontenure track	No		CAL Y	105,864	
Active	Grant	F	1956	W	DNP	Nurse	Yes	No	No	No	ASSIST Prof	M/D	DID	Nontenure track	No		CAL Y	107,841	
Active	Griffit	F	1963	W	NSG	Nurse	Yes	No	No	No	ASSIST Prof	M only	BOTH	Tenure track, not tenured	No		CAL Y	98,965	
Active	Gutchel	F	1964	W	DNP	Nurse	Yes	No	No	No	ASSIST Prof	M/D	DID	Nontenure track	No		CAL Y	102,222	
Active	Hammers	F	1973	W	NONE	Nurse	Yes	No	No	No	ASSIST Prof	M only	BOTH	Nontenure track	No		CAL Y	92,026	
Left	Hermosu	F	1966	A	NONE	Nurse	No	No	No	No	INST	B only	DID	Nontenure track	No		CAL Y	44,596	
Active	Hickman	F	1946	W	NSG	Nurse	No	No	No	No	ASSIST Prof	B/M	BOTH	Nontenure track	No		CAL Y	94,262	
Active	Hoffm A	F	1955	W	NONE	Nurse	No	No	No	No	INST	B only	DID	Nontenure track	No		CAL Y	66,894	
Left	Hoffman	F	1957	W	NSG	Nurse	No	No	No	No	ASSIST Prof	All	DID	Nontenure track	No		CAL Y	0	
Active	Idzik	F	1974	W	DNP	Nurse	Yes	No	No	No	ASSIST Prof	M only	DID	Nontenure track	No		CAL Y	138,480	
Active	Jackson	F	1964	B	NSG	Nurse	No	No	No	No	ASSIST Prof	All	BOTH	Nontenure track	No		CAL Y	102,222	
Active	Jenkins	F	1943	W	NSG	Nurse	No	No	No	No	PROF	M/D	BOTH	Nontenure track	No		CAL Y	136,453	
Active	Johantg	F	1952	W	OTH	Nurse	No	No	No	No	ASSOC Prof	D only	DID	Tenured	No		CAL Y	115,644	
Active	Johnso	M	1949	W	OTH	Nonnurse	N/A	N/A	N/A	N/A	PROF	M/D	DID	Tenured	No		CAL Y	136,939	
Left	Kapusti	F	1958	W	OTH	Nurse	Yes	No	No	No	PROF	M/D	DID	Nontenure track	Yes	ASSIST D	CAL Y	0	0
Active	Kaufman	F	1949	W	NSG	Nurse	Yes	No	No	No	ASSOC Prof	M/D	DID	Nontenure track	Yes	CHAIR	CAL Y	144,363	25,000
Active	Keleman	M	1972	W	OTH	Nonnurse	N/A	N/A	N/A	N/A	ASSOC Prof	B/M	DID	Nontenure track	No		CAL Y	130,443	
Active	Kellehe	F	1947	W	NSG	Nurse	No	No	No	No	ASSOC Prof	B/M	DID	Nontenure track	No		CAL Y	119,111	
Active	Klinedi	F	1974	W	NSG	Nurse	No	No	No	No	ASSIST Prof	M only	DID	Nontenure track	No		CAL Y	99,784	
Left	Koo Lau	F	1970	W	NONE	Nurse	Yes	No	No	No	INST	B/M	DID	Nontenure track	No		CAL Y	73,197	
Active	Korokna	F	1955	W	NONE	Nurse	No	No	No	No	INST	B/M	BOTH	Nontenure track	No		ACAD Y	67,228	
Active	Lamm	F	1954	W	OTH	Nurse	No	No	No	No	ASSIST Prof	B/M	BOTH	Nontenure track	No		CAL Y	90,465	
Left	Lazear	F	1952	W	DNP	Nurse	Yes	No	No	No	ASSIST Prof	B/M	BOTH	Nontenure track	No		CAL Y	0	
Active	LeeMeiC	F	1966	A	NSG	Nurse	No	No	No	No	ASSIST Prof	B/M	BOTH	Nontenure track	No		CAL Y	103,839	
Active	Lemaire	F	1949	W	NSG	Nurse	No	No	Yes	No	ASSOC Prof	M only	DID	Nontenure track	No		CAL Y	104,397	
Active	Lerner	F	1945	W	DNP	Nurse	No	No	No	No	ASSIST Prof	M only	DID	Nontenure track	No		CAL Y	101,456	
Active	Lessans	F	1956	W	NSG	Nurse	No	No	No	No	ASSIST Prof	B/M	BOTH	Nontenure track	No		CAL Y	94,262	
Active	Li	M	1981	A	OTH	Nonnurse	N/A	N/A	N/A	N/A	Research Associate	N/A	N/A	Nontenure track	No		CAL Y	64,000	
Active	Liang	F	1964	A	OTH	Nonnurse	N/A	N/A	N/A	N/A	ASSOC Prof	M/D	DID	Tenured	No		CAL Y	130,448	
Active	Lipscom	F	1953	W	OTH	Nurse	No	No	No	No	PROF	D only	DID	Tenured	No		CAL Y	120,957	
Active	Lynn	F	1980	W	NONE	Nurse	No	No	No	No	ASSIST Prof	B/M	BOTH	Nontenure track	No		CAL Y	95,321	
Active	McLaine	F	1950	W	OTH	Nurse	No	No	No	No	ASSIST Prof	B/M	CLIN	Nontenure track	No		CAL Y	100,341	
Active	Mech	F	1947	W	OTH	Nurse	No	No	No	No	ASSIST Prof	M only	DID	Nontenure track	No		CAL Y	94,262	
Active	MichK	F	1952	W	NSG	Nurse	No	No	No	No	ASSIST Prof	M only	DID	Tenure track, not tenured	Yes	Interim Chair	CAL Y	101,911	25,000
Active	MichM	F	1946	W	OTH	Nurse	Yes	No	No	No	ASSIST Prof	All	DID	Nontenure track	No		CAL Y	94,546	
Left	Mills	F	1946	W	OTH	Nurse	No	No	No	No	PROF	All	DID	Nontenure track	No		CAL Y	71,421	

Status	Rec ID	Sex	YOB	Race	Degree	Faculty Type	NP	CRNA	CNS	CNM	Rank	Level	Area	Tenure	Admin	Admin Title	Sal Base	Salary (\$)	Admin Sup (\$)
Active	Mitchel	F	1968	B	NONE	Nurse	No	Yes	No	No	INST	M only	CLIN	Nontenure track	No		CAL Y 156,086		
Left	Moen	F	1975	W	NONE	Nurse	No	No	No	No	ASSIST Prof	B/M	DID	Nontenure track	No		CAL Y 45,460		
Active	Montgom	F	1951	W	NSG	Nurse	No	No	No	No	ASSOC Prof	D only	DID	Nontenure track	Yes	CHAIR	CAL Y 153,163	20,000	
Active	Moulton	F	1980	W	NONE	Nurse	No	No	No	No	INST	N/A	N/A	Nontenure track	No		CAL Y 79,560		
Left	Mueller	F	1968	W	NSG	Nurse	Yes	No	No	No	ASSIST Prof	All	DID	Nontenure track	No		CAL Y 51,036		
Active	Murphy	F	1963	W	OTH	Nurse	No	No	No	No	ASSIST Prof	M/D	DID	Nontenure track	No		CAL Y 101,911		
Active	Murray	F	1955	W	NONE	Nurse	Yes	No	No	No	INST	B/M	BOTH	Nontenure track	No		CAL Y 103,839		
Active	Nahm	F	1966	A	NSG	Nurse	No	No	No	No	PROF	M/D	DID	Tenured	No		CAL Y 160,662		
Left	Newhous	F	1955	W	NSG	Nurse	No	No	No	No	PROF	D only	DID	Tenured	Yes	CHAIR	CAL Y 0	0	0
Active	Njie-Ca	F	1963	B	NSG	Nurse	No	No	No	No	ASSIST Prof	B/M	BOTH	Nontenure track	No		ACAD Y 94,261		
Active	Ogbolu	F	1963	B	NSG	Nurse	Yes	No	No	No	ASSIST Prof	All	DID	Nontenure track	No		CAL Y 103,686		
Active	O'Neil	F	1946	W	OTH	Nurse	No	No	No	No	ASSOC Prof	All	BOTH	Nontenure track	No		CAL Y 112,361		
Active	Onello	F	1983	W	NONE	Nurse	No	No	No	No	INST	B only	CLIN	Nontenure track	No		CAL Y 93,500		
Active	Opuku		1981	U	NONE	Nonnurse	N/A	N/A	N/A	N/A	INST	B/M	CLIN	Nontenure track	No		CAL Y 84,982		
Active	Oswald	F	1949	W	OTH	Nurse	No	No	No	No	ASSOC Prof	D only	DID	Tenured	No		CAL Y 117,065		
Active	Owens	F	1965	W	NONE	Nurse	No	No	No	No	INST	B only	BOTH	Nontenure track	No		ACAD Y 73,435		
Active	Parsons	F	1962	W	OTH	Nurse	Yes	No	No	No	ASSIST Prof	All	BOTH	Nontenure track	No		ACAD Y 89,250		
Active	Pellegr	M	1957	W	DNP	Nurse	No	Yes	No	No	ASSOC Prof	M/D	BOTH	Nontenure track	No		CAL Y 183,959		
Active	Picot	F	1954	B	NSG	Nurse	No	No	No	No	ASSOC Prof	B/M	DID	Tenured	No		CAL Y 109,088		
Active	Piscott	M	1981	U	NSG	Nurse	No	No	No	No	ASSIST Prof	B/D	BOTH	Tenure track, not tenured	No		CAL Y 120,000		
Active	Proulx	M	1936	W	OTH	Nurse	No	No	No	No	PROF	M only	DID	Tenured	No		CAL Y 109,347		
Active	Pyburn	F	1951	U	NONE	Nurse	No	No	No	No	INST	B/M	CLIN	Nontenure track	No		CAL Y 81,600		
Active	Rawlett	F	1974	W	NONE	Nurse	Yes	No	No	No	INST	B/M	CLIN	Nontenure track	No		CAL Y 99,866		
Active	Regan	F	1957	W	NSG	Nurse	No	No	No	No	ASSIST Prof	M only	DID	Tenure track, not tenured	No		CAL Y 156,347		
Active	Renn	F	1961	W	OTH	Nurse	No	No	No	No	ASSOC Prof	All	DID	Tenured	No		CAL Y 122,986		
Active	Resnick	F	1956	W	NSG	Nurse	Yes	No	No	No	PROF	M/D	BOTH	Tenured	No		CAL Y 151,800		
Active	Riel, R	F	1975	W	NONE	Nonnurse	N/A	N/A	N/A	N/A	INST	B/M	CLIN	Nontenure track	No		CAL Y 81,388		
Active	Rietsch	M	1977	W	NONE	Nonnurse	N/A	N/A	N/A	N/A	ASSIST Prof	N/A	N/A	Nontenure track	No		CAL Y 86,806		
Active	Rogers	F	1953	W	NSG	Nurse	Yes	No	Yes	No	ASSIST Prof	B/M	BOTH	Nontenure track	No		CAL Y 105,915		
Active	Rowe	F	1966	W	DNP	Nurse	Yes	No	No	No	ASSIST Prof	All	BOTH	Nontenure track	No		ACAD Y 105,060		
Active	Russ	F	1966	W	NONE	Nurse	No	No	No	No	INST	B only	DID	Nontenure track	No		CAL Y 84,366		
Active	Satyshu	F	1955	W	NSG	Nurse	No	No	No	No	ASSIST Prof	M/D	DID	Nontenure track	No		CAL Y 95,833		
Active	Scheu	F	1973	W	DNP	Nurse	Yes	No	No	No	ASSIST Prof	M only	BOTH	Nontenure track	No		CAL Y 100,341		
Left	Schiavo	F	1959	W	NONE	Nonnurse	N/A	N/A	N/A	N/A	INST	B/M	DID	Nontenure track	No		CAL Y 0		
Active	ScottK	F	1973	W	NONE	Nurse	No	No	No	No	INST	B/M	BOTH	Nontenure track	No		CAL Y 96,187		
Active	Scrandi	F	1967	W	NSG	Nurse	Yes	No	No	No	ASSIST Prof	All	DID	Nontenure track	No		CAL Y 99,962		
Active	Seckman	F	1954	W	NSG	Nurse	No	No	No	No	ASSIST Prof	M only	DID	Nontenure track	No		CAL Y 105,915		
Active	Seger	F	1968	W	NONE	Nurse	No	No	No	No	INST	B/M	BOTH	Nontenure track	No		CAL Y 84,306		

Status	Rec ID	Sex	YOB	Race	Degree	Faculty Type	NP	CRNA	CNS	CNM	Rank	Level	Area	Tenure	Admin	Admin Title	Sal Base	Salary (\$)	Admin Sup (\$)
Active	Selby	F	1972	W	NONE	Nurse	Yes	No	No	No	INST	B/M	DID	Nontenure track	No		CAL Y	94,766	
Active	Shelley	F	1976	W	OTH	Nurse	No	No	No	No	ASSIST Prof	B/M	DID	Nontenure track	No		CAL Y	100,341	
Active	Sherwoo	F	1951	W	NONE	Nurse	No	No	No	No	ASSIST Prof	B only	BOTH	Nontenure track	No		CAL Y	80,273	
Active	Shumate	F	1957	W	DNP	Nurse	No	No	No	No	INST	B only	BOTH	Nontenure track	No		CAL Y	92,062	
Active	Smith	F	1987	B	NONE	Nurse	No	No	No	No	INST	B only	BOTH	Nontenure track	No		CAL Y	85,680	
Active	Solamai	F	1976	A	NONE	Nurse	No	No	No	No	INST	B only	BOTH	Nontenure track	No		CAL Y	86,293	
Active	Spencer	F	1961	B	NONE	Nurse	No	No	No	No	INST	B/M	BOTH	Nontenure track	No		CAL Y	89,192	
Active	Stephen	F	1977	U	NONE	Nurse	No	No	No	No	INST	B only	BOTH	Nontenure track	No		CAL Y	84,982	
Active	Storr	F	1957	W	OTH	Nonnurse	N/A	N/A	N/A	N/A	PROF	D only	DID	Tenured	No		CAL Y	142,150	
Active	Trinkof	F	1957	W	OTH	Nurse	No	No	No	No	PROF	M/D	DID	Tenured	No		CAL Y	89,192	
Active	Trocky	F	1957	W	DNP	Nurse	No	No	No	No	ASSIST Prof	B/M	BOTH	Nontenure track	Yes	ACT/INT D	CAL Y	111,115	25,000
Left	Tsai	F	1979	A	NSG	Nurse	No	No	No	No	Research Associate	N/A	N/A	Nontenure track	No		CAL Y	0	
Active	Tsuchiy		1981	W	NONE	Nurse	No	No	No	No	INST	B only	CLIN	Nontenure track	No		CAL Y	61,200	
Active	Twigg	F	1963	W	DNP	Nurse	No	No	No	No	ASSIST Prof	B/D	BOTH	Nontenure track	No		ACAD Y	79,407	
Active	Ulicny	F	1967	W	NONE	Nurse	No	No	No	No	INST	B only	BOTH	Nontenure track	No		CAL Y	75,634	
Active	Valle	F	1964	W	DNP	Nurse	Yes	No	No	No	ASSIST Prof	B/M	BOTH	Nontenure track	No		CAL Y	102,784	
Active	VonRued	F	1955	W	NONE	Nurse	No	No	No	No	ASSOC Prof	M only	BOTH	Nontenure track	No		CAL Y	92,723	
Left	Walsh	F	1955	W	DNP	Nurse	No	No	No	No	ASSIST Prof	B/M	BOTH	Nontenure track	No		CAL Y	0	
Active	Waltz	F	1942	W	OTH	Nurse	No	No	No	No	PROF	M only	DID	Tenured	No		CAL Y	155,016	
Active	Ward	M	1967	W	OTH	Nonnurse	N/A	N/A	N/A	N/A	ASSOC Prof	All	DID	Tenured	No		CAL Y	140,580	
Active	Wiegand	F	1958	W	OTH	Nurse	No	No	No	No	ASSIST Prof	M/D	DID	Tenure track, not tenured	No		CAL Y	104,405	
Active	Wilso K	F	1959	W	NONE	Nurse	No	No	No	No	ASSIST Prof	B/M	BOTH	Nontenure track	No		CAL Y	97,537	
Active	Windemu	F	1963	W	DNP	Nurse	Yes	No	No	No	ASSIST Prof	M only	BOTH	Nontenure track	No		CAL Y	94,328	
Active	Wiseman	F	1948	W	OTH	Nurse	No	No	No	No	ASSIST Prof	D only	DID	Nontenure track	Yes	ASSIST D	CAL Y	124,715	25,000
Active	Wozensk	F	1953	W	OTH	Nonnurse	N/A	N/A	N/A	N/A	ASSIST Prof	M only	DID	Nontenure track	No		CAL Y	113,461	
Active	Wulf	F	1967	W	NONE	Nurse	No	No	No	No	INST	B/M	BOTH	Nontenure track	No		ACAD Y	67,134	
Active	Zhu	M	1972	A	OTH	Nonnurse	N/A	N/A	N/A	N/A	ASSIST Prof	All	DID	Nontenure track	No		CAL Y	88,243	
Active	Zimberg	F	1952	W	OTH	Nurse	No	No	No	No	INST	B/M	BOTH	Nontenure track	No		CAL Y	96,550	

Part-Time Faculty Information

*Part-Time Nurse Faculty: 18

*Part-Time Non-nurse Faculty: 0

Contact and Comments

*Name of the contact person for this form: Randi Barclay
 *Title: Human Resources Manager
 *Phone: 410-706-8773
 *Email: barclay@son.umaryland.edu
 Comment: