

Maryland

2018 Snapshot of Custodians

167,768

Custodians with a Case

100%

of the July 2018 Caseload

96%

are women

65%

are African American

39 years

was the average age

7%

were not biological parents

1 child support case (average)

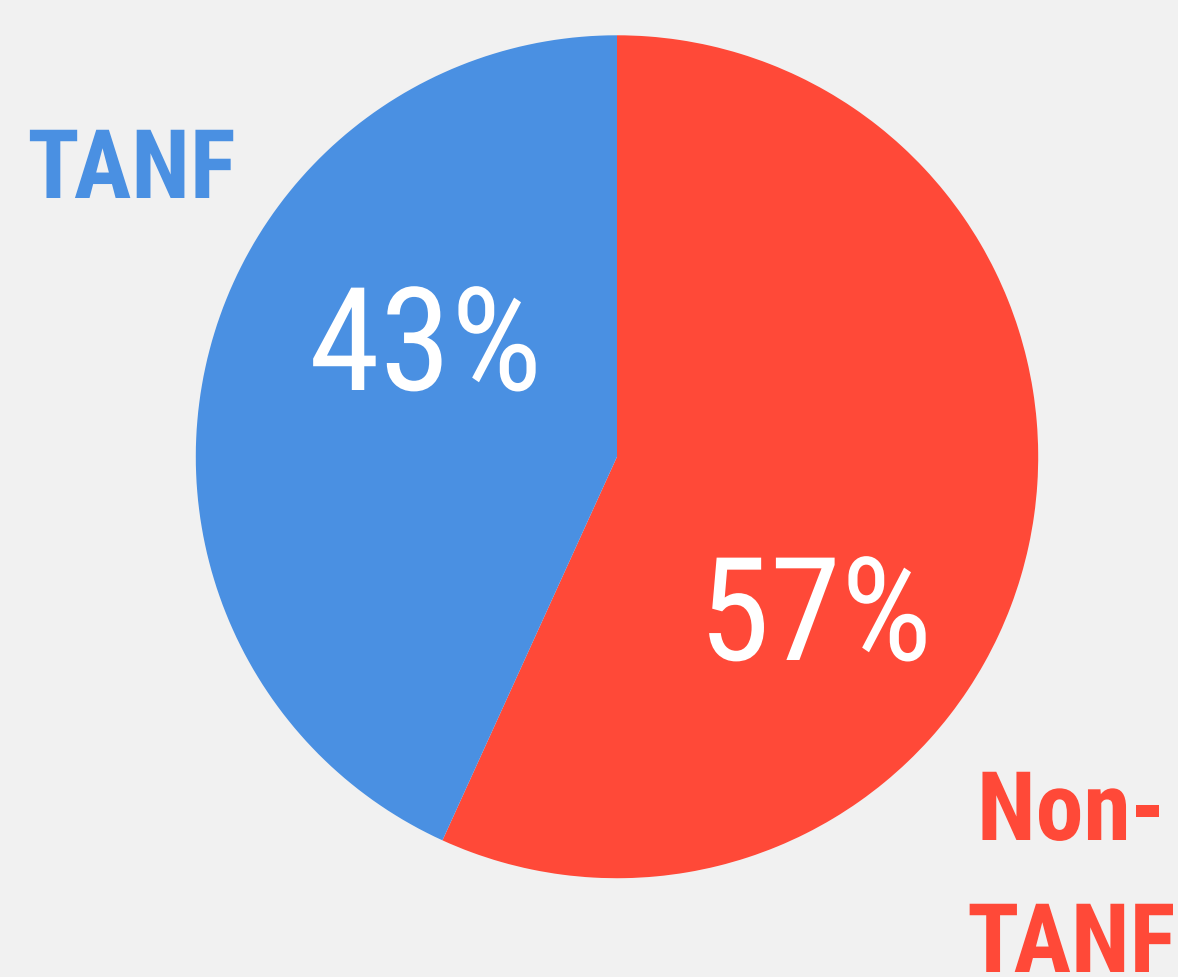
1 child (average)

57% were employed

\$28,686

were the median annual earnings among those employed

More than **two in five** custodians have received **TANF** in the past 20 years



Custodians were owed an annual average of **\$5,500** in current support in one year

67%

Percent of custodians owed current support

Custodians were owed a median of **\$6,106** in arrears

72%

Percent of custodians owed arrears

Custodians received an average annual payment of **\$6,571**

87%

Percent receiving a payment

60%

Percent of support received

Child support payments boosted employed custodians' income by **29%**



More than **one in 10** custodians had support retained by the state

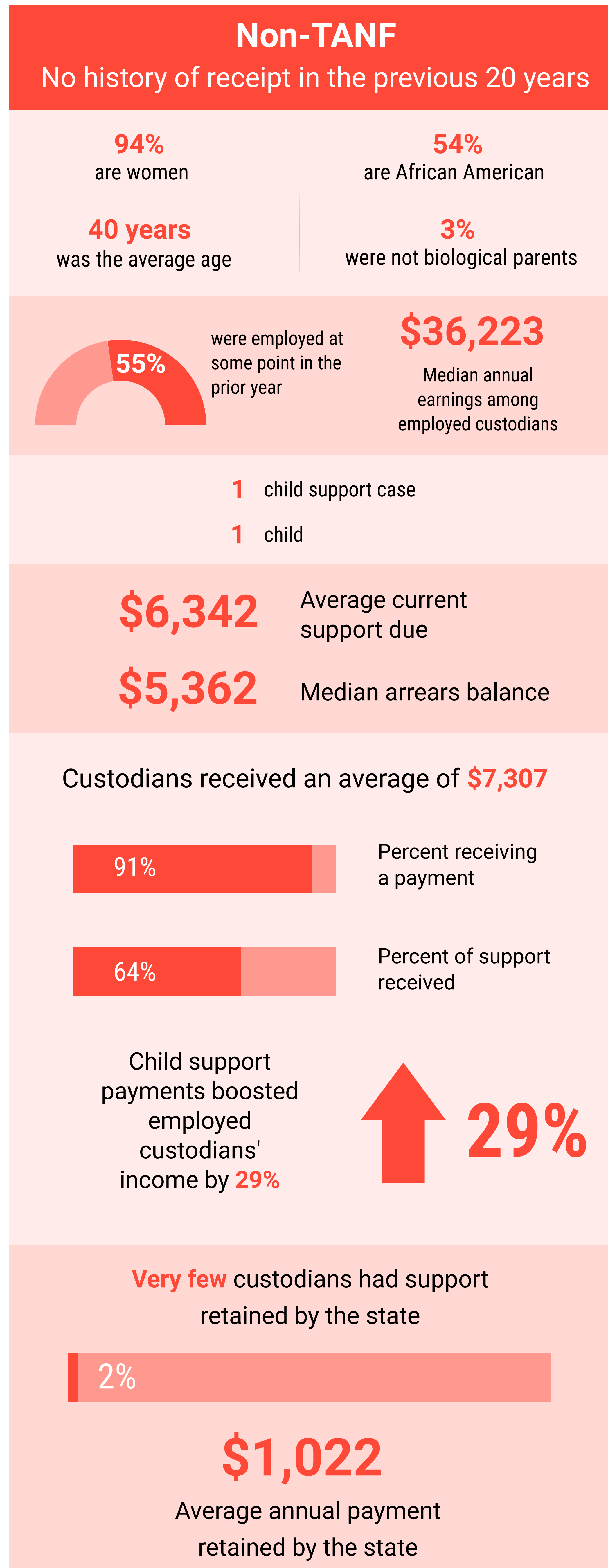
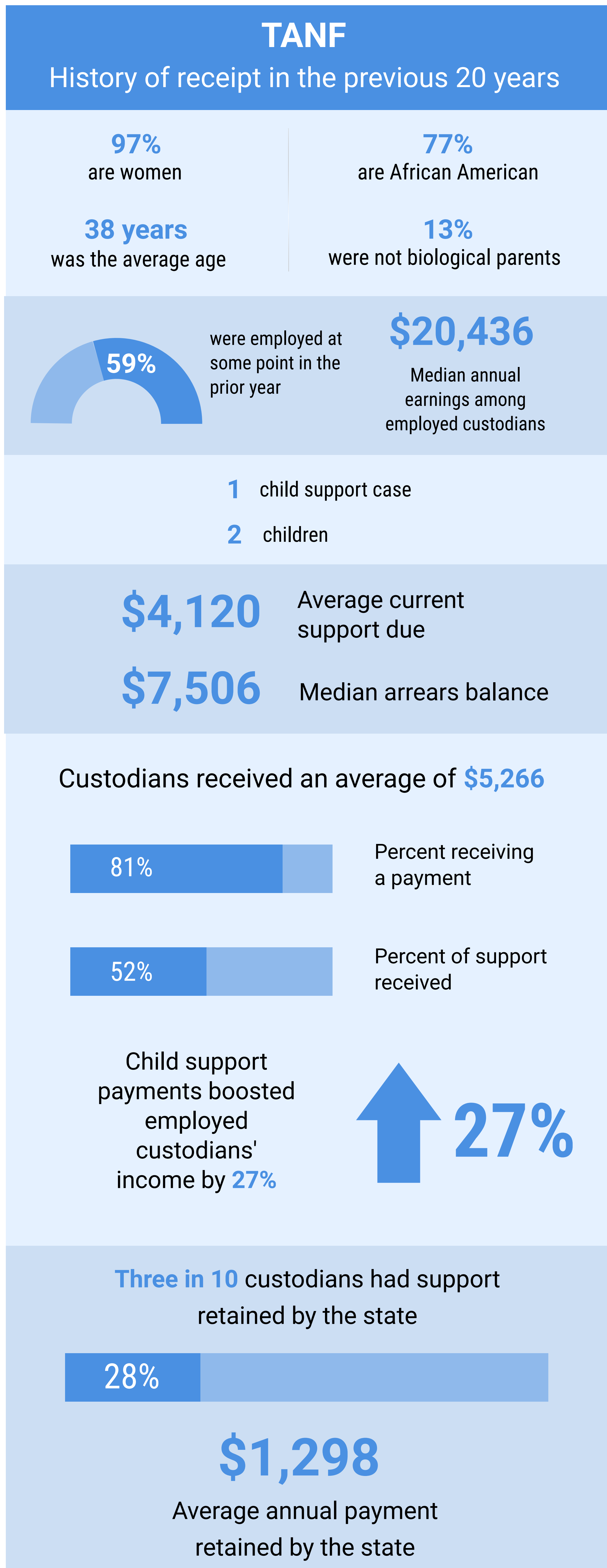
13%

\$1,270

Average annual payment retained by the state

Maryland

Custodian Snapshots by TANF Status, 2018



Data are based on a sample of 18,162 custodians who had an active child support case in July 2018. Payments are based on data between July 2017 and June 2018. TANF receipt is based only on participation in Maryland. Employment and median earnings are based on jobs covered by Unemployment Insurance in Maryland between July 2017 and June 2018.

For the full report on custodians, please visit <https://familywelfare.umaryland.edu/reports1/ProfileofCustodiansJuly2018.pdf>



For more information, contact Letitia Logan Passarella:

llogan@ssw.umaryland.edu | 410.706.2479

Allegany County

2018 Snapshot of Custodians

2,272

Custodians with a Case

1%

of the July 2018 Caseload

94%

are women

92%

are Caucasian

38 years

was the average age

7%

were not biological parents

1 child support case (average)

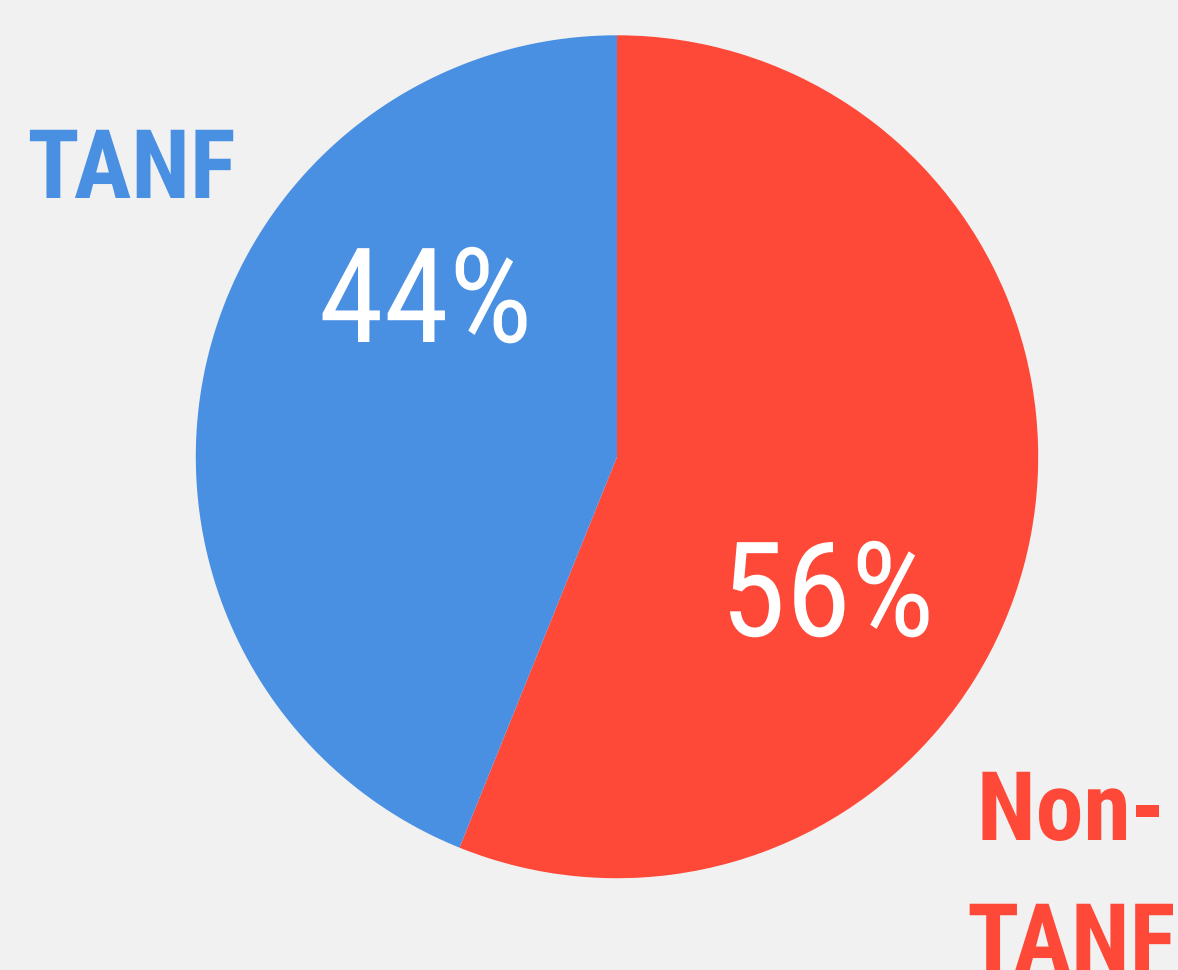
1 child (average)

56% were employed

\$20,307

were the median annual earnings among those employed

More than **two in five** custodians have received **TANF** in the past 20 years



Custodians were owed an annual average of **\$4,207** in current support in one year

71%

Percent of custodians owed current support

Custodians were owed a median of **\$3,092** in arrears

71%

Percent of custodians owed arrears

Custodians received an average annual payment of **\$4,939**

92%

Percent receiving a payment

63%

Percent of support received

Child support payments boosted employed custodians' income by **31%**



One in five custodians had support retained by the state

19%

\$1,261

Average annual payment retained by the state

Allegany County

Custodian Snapshots by TANF Status, 2018

TANF

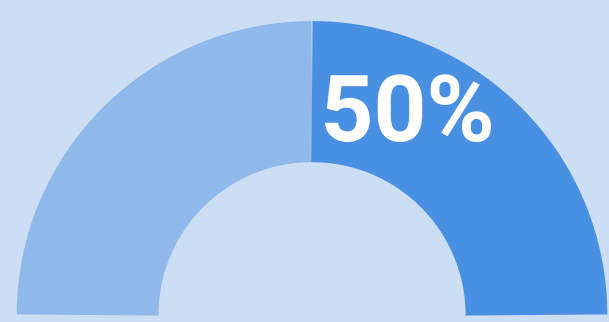
History of receipt in the previous 20 years

96%
are women

88%
are Caucasian

38 years
was the average age

13%
were not biological parents



were employed at
some point in the
prior year

\$15,621

Median annual
earnings among
employed custodians

1 child support case

1 child


\$3,193 Average current
support due

\$3,294 Median arrears balance

Custodians received an average of **\$4,016**




Percent receiving
a payment



Percent of support
received

Child support
payments boosted
employed
custodians'
income by **33%**



More than **two in five** custodians had
support retained by the state



\$1,254

Average annual payment
retained by the state

Non-TANF

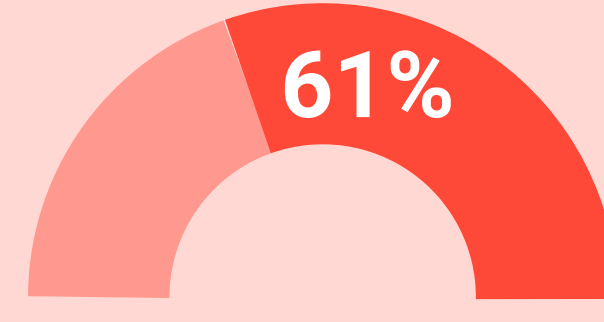
No history of receipt in the previous 20 years

93%
are women

96%
are Caucasian

37 years
was the average age

2%
were not biological parents



were employed at
some point in the
prior year

\$23,162

Median annual
earnings among
employed custodians

1 child support case

1 child

\$4,809 Average current
support due

\$3,014 Median arrears balance

Custodians received an average of **\$5,496**



Percent receiving
a payment



Percent of support
received

Child support
payments boosted
employed
custodians'
income by **31%**



Very few custodians had support
retained by the state



\$1,408

Average annual payment
retained by the state

Data are based on a sample of 724 custodians who had an active child support case in July 2018. Payments are based on data between July 2017 and June 2018. TANF receipt is based only on participation in Maryland. Employment and median earnings are based on jobs covered by Unemployment Insurance in Maryland between July 2017 and June 2018.

For the full report on custodians, please visit
<https://familywelfare.umaryland.edu/reports1/ProfileofCustodiansJuly2018.pdf>



For more information, contact Letitia Logan Passarella:
llogan@ssw.umaryland.edu | 410.706.2479

Anne Arundel County

2018 Snapshot of Custodians

12,038

Custodians with a Case

7%

of the July 2018 Caseload

94%

are women

50%

are Caucasian

40 years

was the average age

5%

were not biological parents

1 child support case (average)

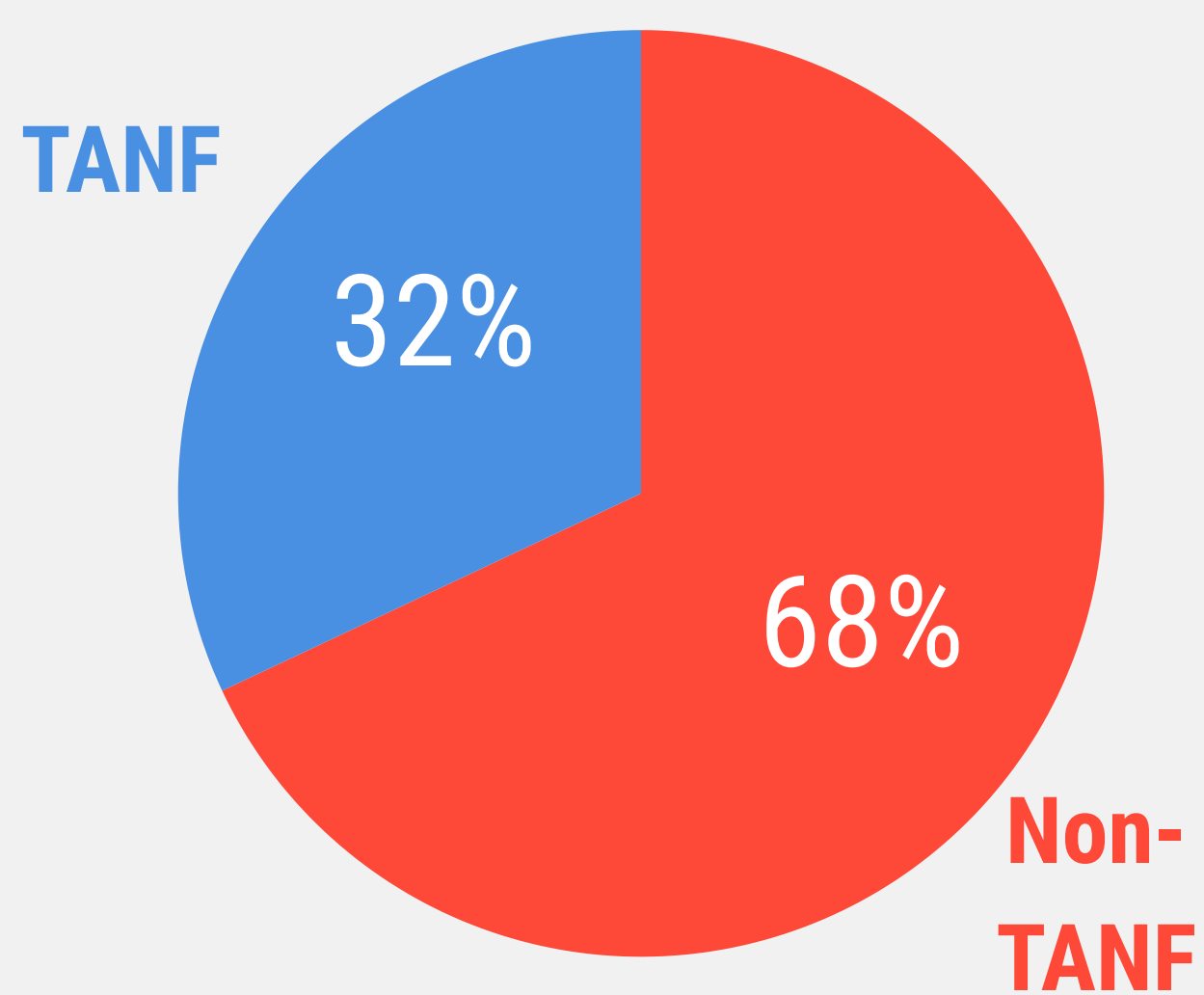
1 child (average)

59% were employed

\$32,971

were the median annual earnings among those employed

One in three custodians have received **TANF** in the past 20 years



Custodians were owed an annual average of **\$6,318** in current support in one year

74%

Percent of custodians owed current support

Custodians were owed a median of **\$7,414** in arrears

75%

Percent of custodians owed arrears

Custodians received an average annual payment of **\$7,389**

87%

Percent receiving a payment

61%

Percent of support received

Child support payments boosted employed custodians' income by **29%**



Less than **one in 10** custodians had support retained by the state

7%

\$1,336

Average annual payment retained by the state

Anne Arundel County

Custodian Snapshots by TANF Status, 2018

TANF

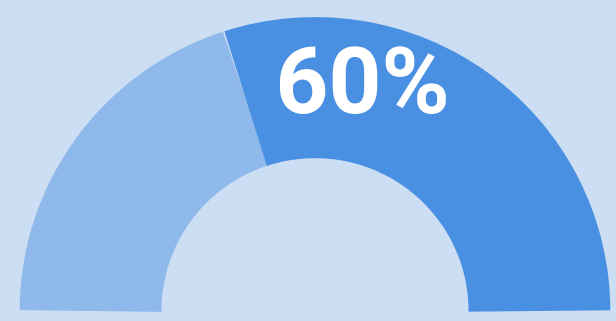
History of receipt in the previous 20 years

97%
are women

61%
are African American

39 years
was the average age

10%
were not biological parents



were employed at
some point in the
prior year

\$23,692

Median annual
earnings among
employed custodians

- 1 child support case
- 2 children


\$4,927 Average current
support due

\$8,953 Median arrears balance

Custodians received an average of **\$6,120**




Percent receiving
a payment




Percent of support
received

Child support
payments boosted
employed
custodians' income
by **32%**



One in five custodians had support
retained by the state



\$1,310

Average annual payment
retained by the state

Non-TANF

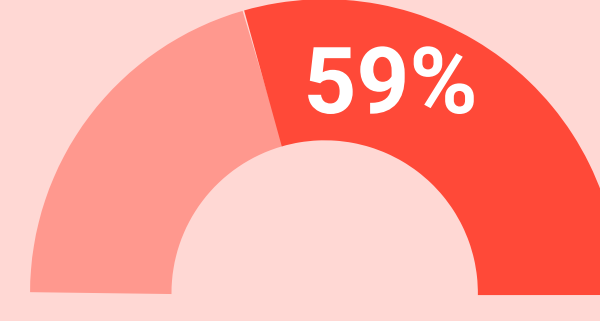
No history of receipt in the previous 20 years

93%
are women

57%
are Caucasian

40 years
was the average age

2%
were not biological parents



were employed at
some point in the
prior year

\$38,938


Median annual
earnings among
employed custodians

- 1 child support case
- 1 child


\$6,879 Average current
support due

\$6,613 Median arrears balance

Custodians received an average of **\$7,852**




Percent receiving
a payment



Percent of support
received

Child support
payments boosted
employed
custodians' income
by **28%**



Very few custodians had support
retained by the state



\$1,583

Average annual payment
retained by the state

Data are based on a sample of 980 custodians who had an active child support case in July 2018. Payments are based on data between July 2017 and June 2018. TANF receipt is based only on participation in Maryland. Employment and median earnings are based on jobs covered by Unemployment Insurance in Maryland between July 2017 and June 2018.

For the full report on custodians, please visit
<https://familywelfare.umaryland.edu/reports1/ProfileofCustodiansJuly2018.pdf>



For more information, contact Letitia Logan Passarella:

llogan@ssw.umaryland.edu | 410.706.2479

Baltimore City

2018 Snapshot of Custodians

42,102

Custodians with a Case

25%

of the July 2018 Caseload

98%

are women

92%

are African American

39 years

was the average age

12%

were not biological parents

1 child support case (average)

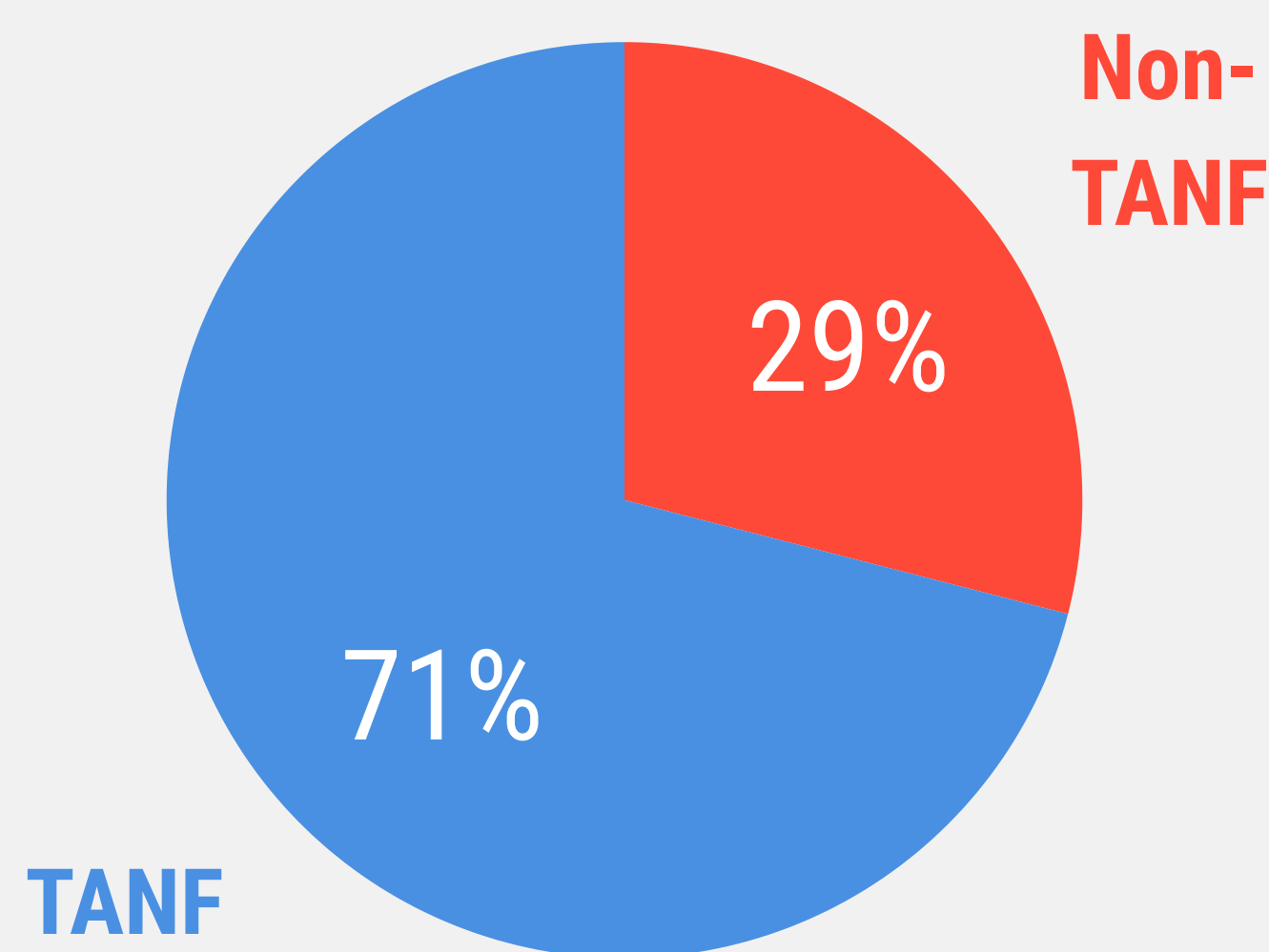
2 children (average)

62% were employed

\$25,539

were the median annual earnings among those employed

Seven in 10 custodians have received **TANF** in the past 20 years



Custodians were owed an annual average of **\$3,997** in current support in one year

51%

Percent of custodians owed current support

Custodians were owed a median of **\$8,796** in arrears

63%

Percent of custodians owed arrears

Custodians received an average annual payment of **\$5,070**

82%

Percent receiving a payment

51%

Percent of support received

Child support payments boosted employed custodians' income by **21%**



One in four custodians had support retained by the state

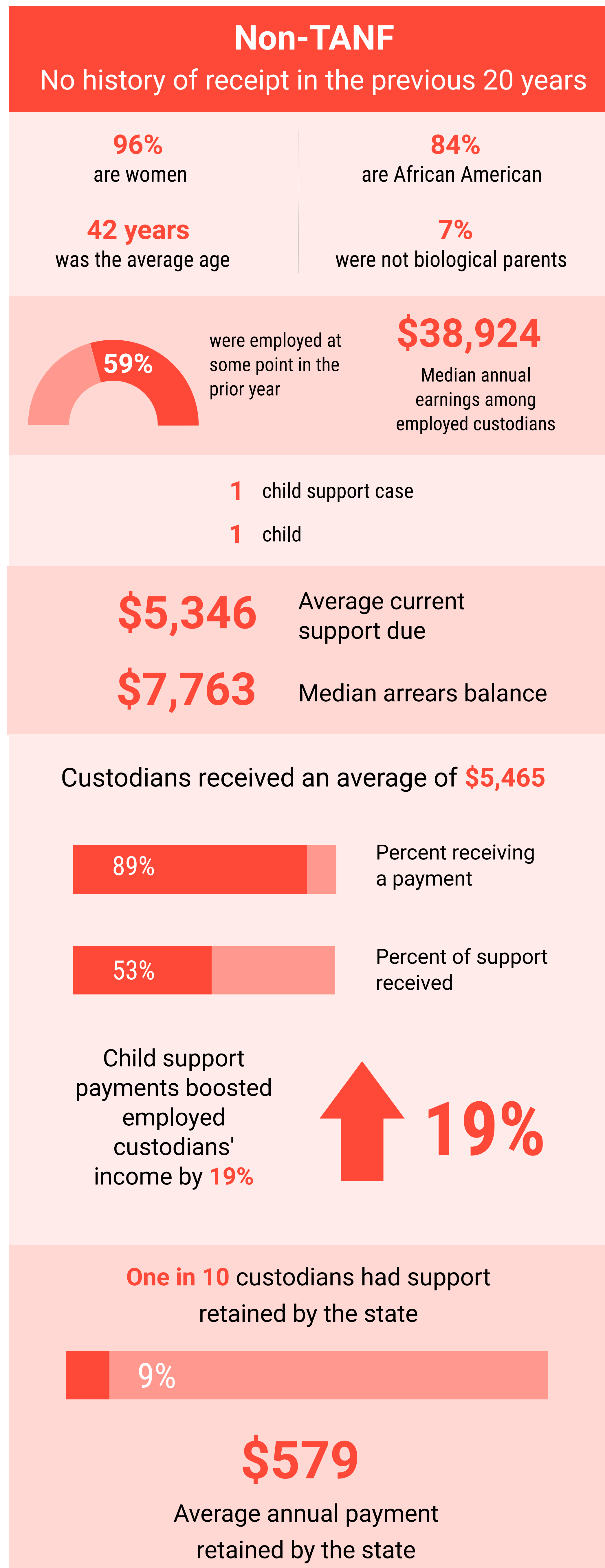
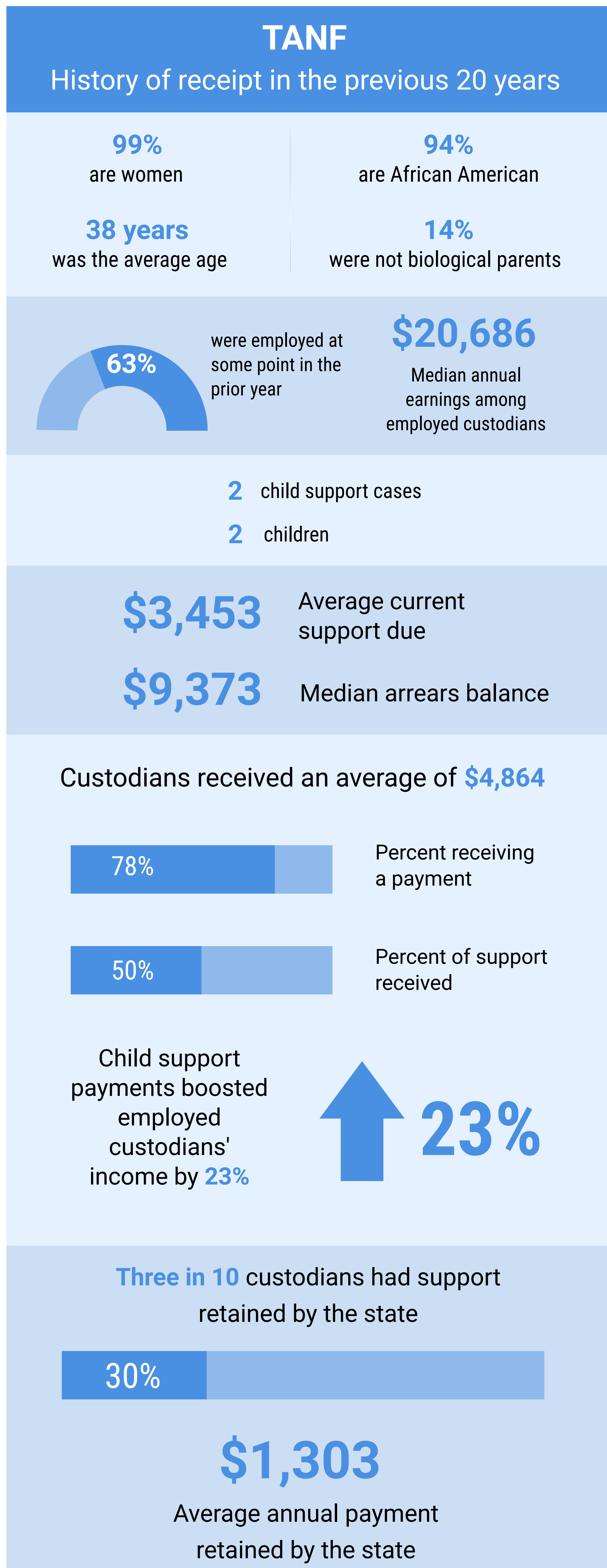
24%

\$1,217

Average annual payment retained by the state

Baltimore City

Custodian Snapshots by TANF Status, 2018



Data are based on a sample of 1,034 custodians who had an active child support case in July 2018. Payments are based on data between July 2017 and June 2018. TANF receipt is based only on participation in Maryland. Employment and median earnings are based on jobs covered by Unemployment Insurance in Maryland between July 2017 and June 2018.

For the full report on custodians, please visit <https://familywelfare.umaryland.edu/reports1/ProfileofCustodiansJuly2018.pdf>



For more information, contact Letitia Logan Passarella:

llogan@ssw.umaryland.edu | 410.706.2479

Baltimore County

2018 Snapshot of Custodians

17,627

Custodians with a Case

11%

of the July 2018 Caseload

95%

are women

60%

are African American

39 years

was the average age

4%

were not biological parents

1 child support case (average)

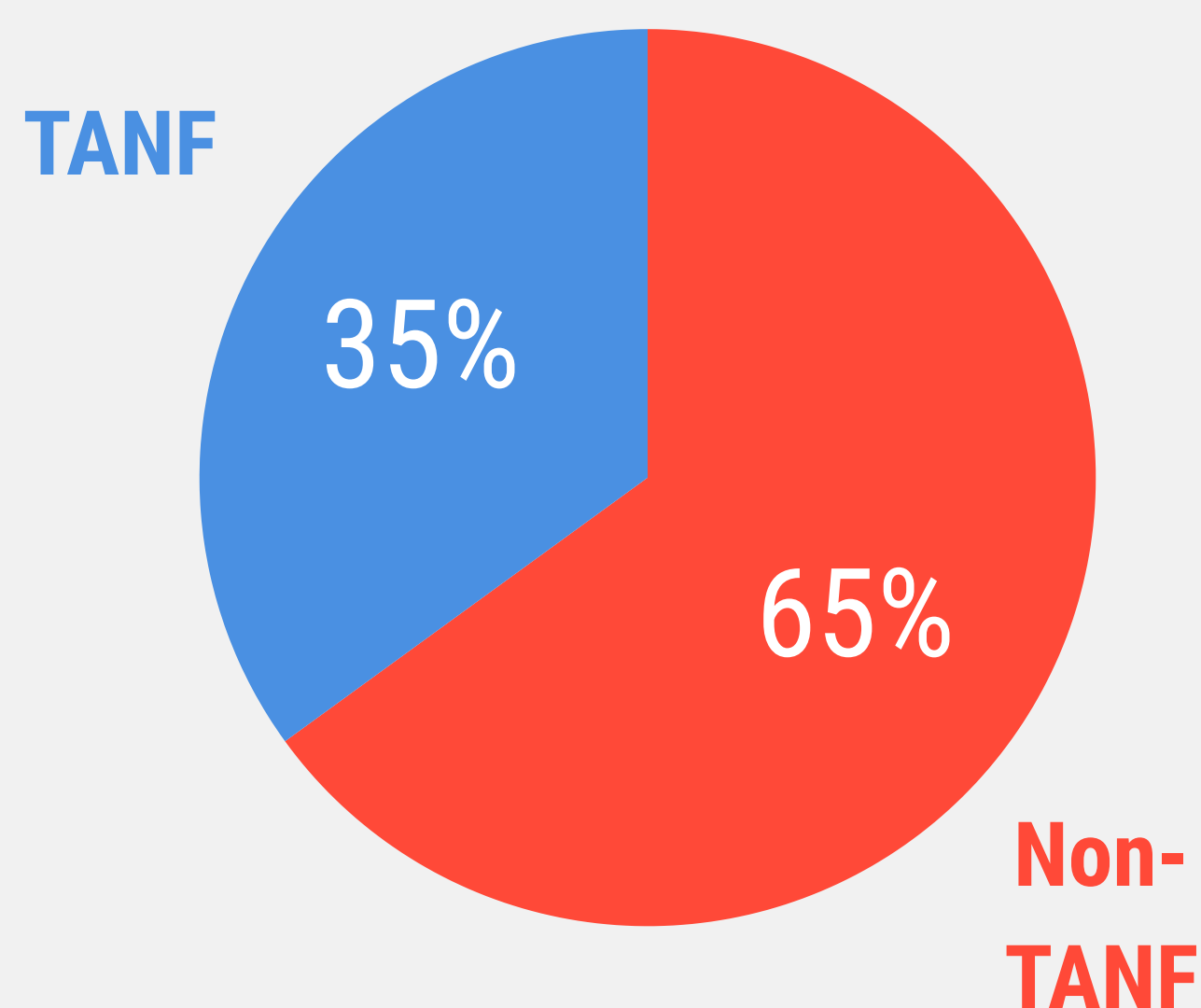
1 child (average)

67% were employed

\$34,096

were the median annual earnings among those employed

One in three custodians have received **TANF** in the past 20 years



Custodians were owed an annual average of **\$5,871** in current support in one year

74%

Percent of custodians owed current support

Custodians were owed a median of **\$5,632** in arrears

77%

Percent of custodians owed arrears

Custodians received an average annual payment of **\$7,489**

89%

Percent receiving a payment

64%

Percent of support received

Child support payments boosted employed custodians' income by **25%**



One in 10 custodians had support retained by the state

9%

\$1,498

Average annual payment retained by the state

Baltimore County

Custodian Snapshots by TANF Status, 2018

TANF

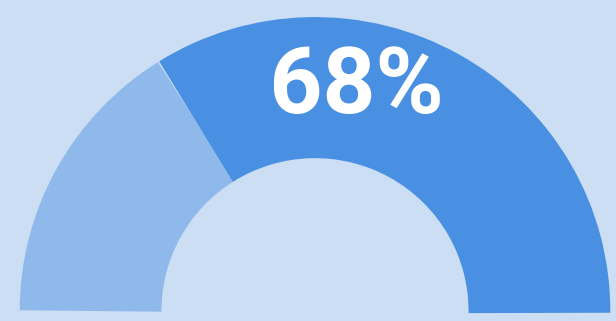
History of receipt in the previous 20 years

97%
are women

70%
are African American

38 years
was the average age

9%
were not biological parents



were employed at
some point in the
prior year

\$23,284

Median annual
earnings among
employed custodians


1 child support case

1 child


\$4,642 Average current
support due

\$7,300 Median arrears balance


Custodians received an average of **\$6,276**



Child support
payments boosted
employed
custodians'
income by **26%**



One in four custodians had support
retained by the state



\$1,434

Average annual payment
retained by the state

Non-TANF

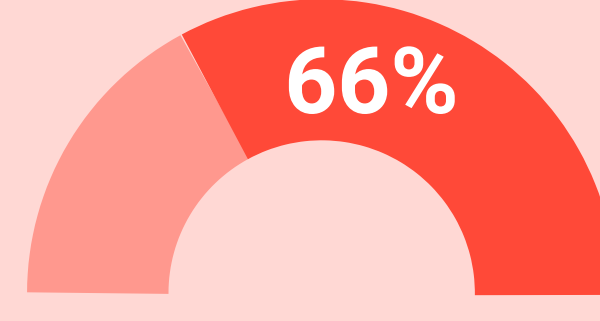
No history of receipt in the previous 20 years

94%
are women

54%
are African American

40 years
was the average age

2%
were not biological parents



were employed at
some point in the
prior year

\$40,005

Median annual
earnings among
employed custodians


1 child support case

1 child

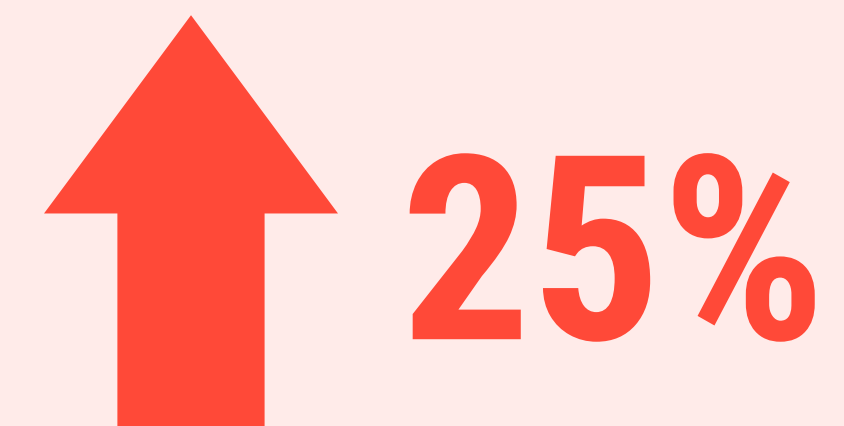
\$6,411 Average current
support due

\$5,007 Median arrears balance

Custodians received an average of **\$8,006**



Child support
payments boosted
employed
custodians'
income by **25%**



Very few custodians had support
retained by the state



\$1,930

Average annual payment
retained by the state

Data are based on a sample of 1,006 custodians who had an active child support case in July 2018. Payments are based on data between July 2017 and June 2018. TANF receipt is based only on participation in Maryland. Employment and median earnings are based on jobs covered by Unemployment Insurance in Maryland between July 2017 and June 2018.

For the full report on custodians, please visit
<https://familywelfare.umaryland.edu/reports1/ProfileofCustodiansJuly2018.pdf>



For more information, contact Letitia Logan Passarella:

llogan@ssw.umaryland.edu | 410.706.2479

Calvert County

2018 Snapshot of Custodians

2,135

Custodians with a Case

1%

of the July 2018 Caseload

92%

are women

68%

are Caucasian

39 years

was the average age

5%

were not biological parents

1 child support case (average)

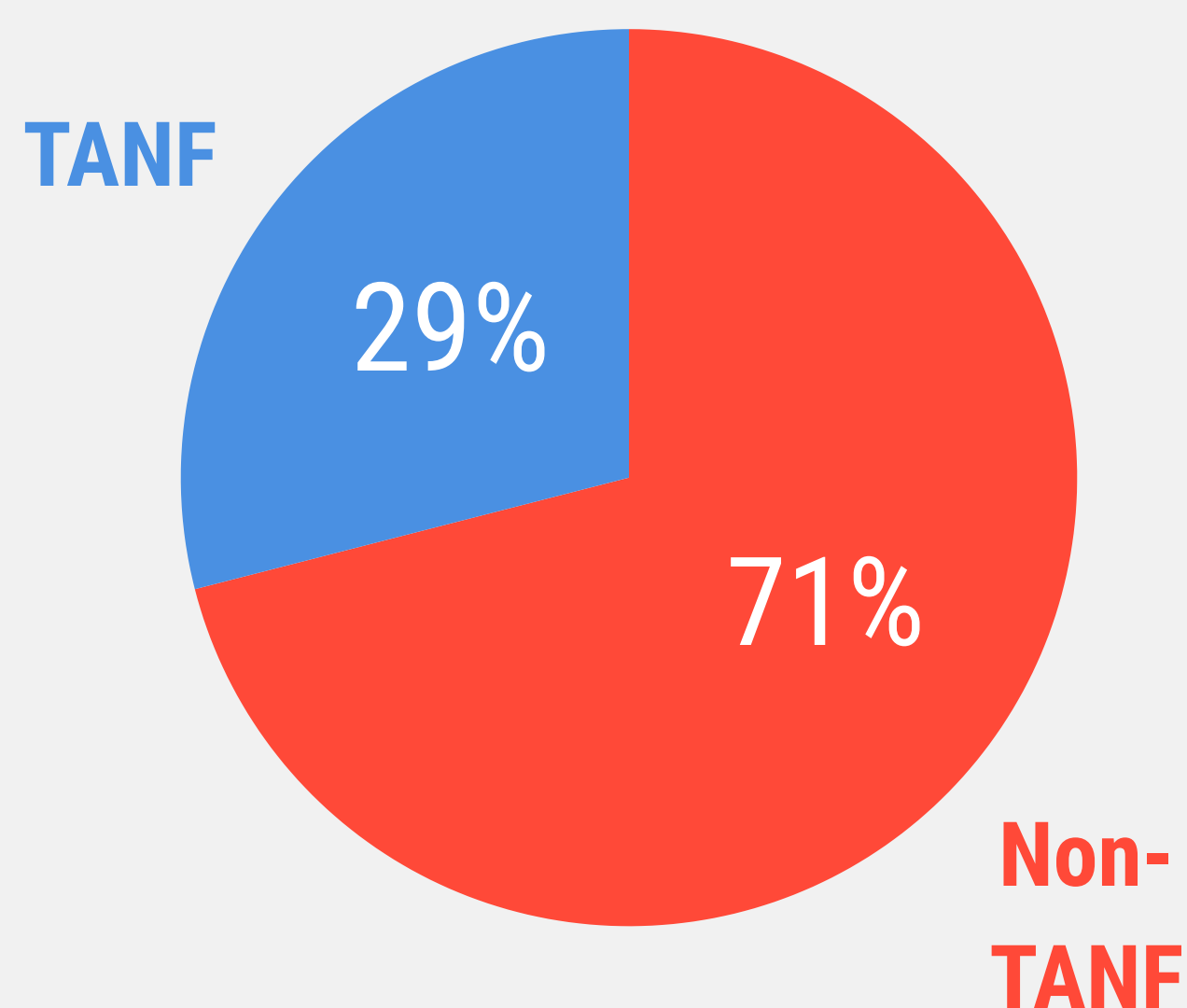
1 child (average)

61% were employed

\$32,289

were the median annual earnings among those employed

Three in 10 custodians have received **TANF** in the past 20 years



Custodians were owed an annual average of **\$5,947** in current support in one year

80%

Percent of custodians owed current support

Custodians were owed a median of **\$3,877** in arrears

79%

Percent of custodians owed arrears

Custodians received an average annual payment of **\$7,138**

90%

Percent receiving a payment

67%

Percent of support received

Child support payments boosted employed custodians' income by **29%**



Less than **one in 10** custodians had support retained by the state

7%

\$1,151

Average annual payment retained by the state

Calvert County

Custodian Snapshots by TANF Status, 2018

TANF

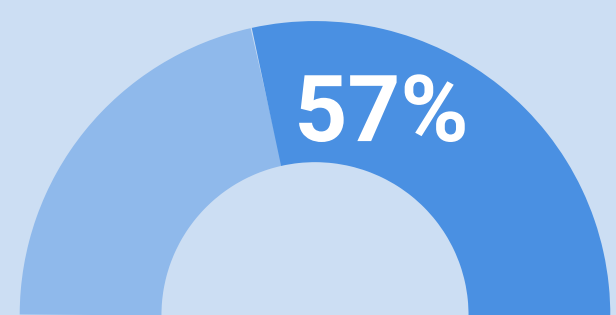
History of receipt in the previous 20 years

97%
are women

51%
are Caucasian

39 years
was the average age

13%
were not biological parents



were employed at
some point in the
prior year

\$22,398

Median annual
earnings among
employed custodians

1 child support case

1 child

\$4,461 Average current
support due

\$6,482 Median arrears balance

Custodians received an average of **\$5,500**




Percent receiving
a payment



Percent of support
received

Child support
payments boosted
employed
custodians' income
by **29%**



One in five custodians had support
retained by the state



\$1,117

Average annual payment
retained by the state

Non-TANF

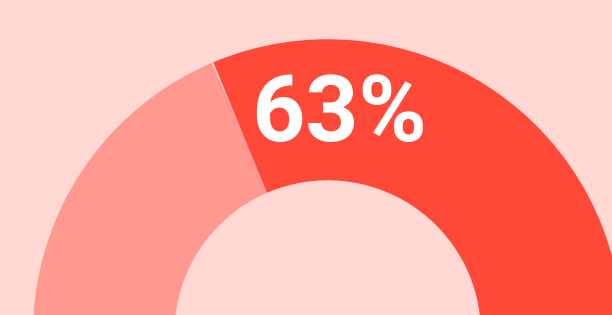
No history of receipt in the previous 20 years

90%
are women

75%
are Caucasian

38 years
was the average age

2%
were not biological parents



were employed at
some point in the
prior year

\$37,178

Median annual
earnings among
employed custodians

1 child support case

1 child

\$6,467 Average current
support due

\$3,257 Median arrears balance

Custodians received an average of **\$7,698**




Percent receiving
a payment



Percent of support
received

Child support
payments boosted
employed
custodians' income
by **28%**



Very few custodians had support
retained by the state



\$1,439

Average annual payment
retained by the state

Data are based on a sample of 710 custodians who had an active child support case in July 2018. Payments are based on data between July 2017 and June 2018. TANF receipt is based only on participation in Maryland. Employment and median earnings are based on jobs covered by Unemployment Insurance in Maryland between July 2017 and June 2018.

For the full report on custodians, please visit
<https://familywelfare.umaryland.edu/reports1/ProfileofCustodiansJuly2018.pdf>



For more information, contact Letitia Logan Passarella:

llogan@ssw.umaryland.edu | 410.706.2479

Caroline County

2018 Snapshot of Custodians

1,116

Custodians with a Case

1%

of the July 2018 Caseload

93%

are women

62%

are Caucasian

37 years

was the average age

11%

were not biological parents

1 child support case (average)

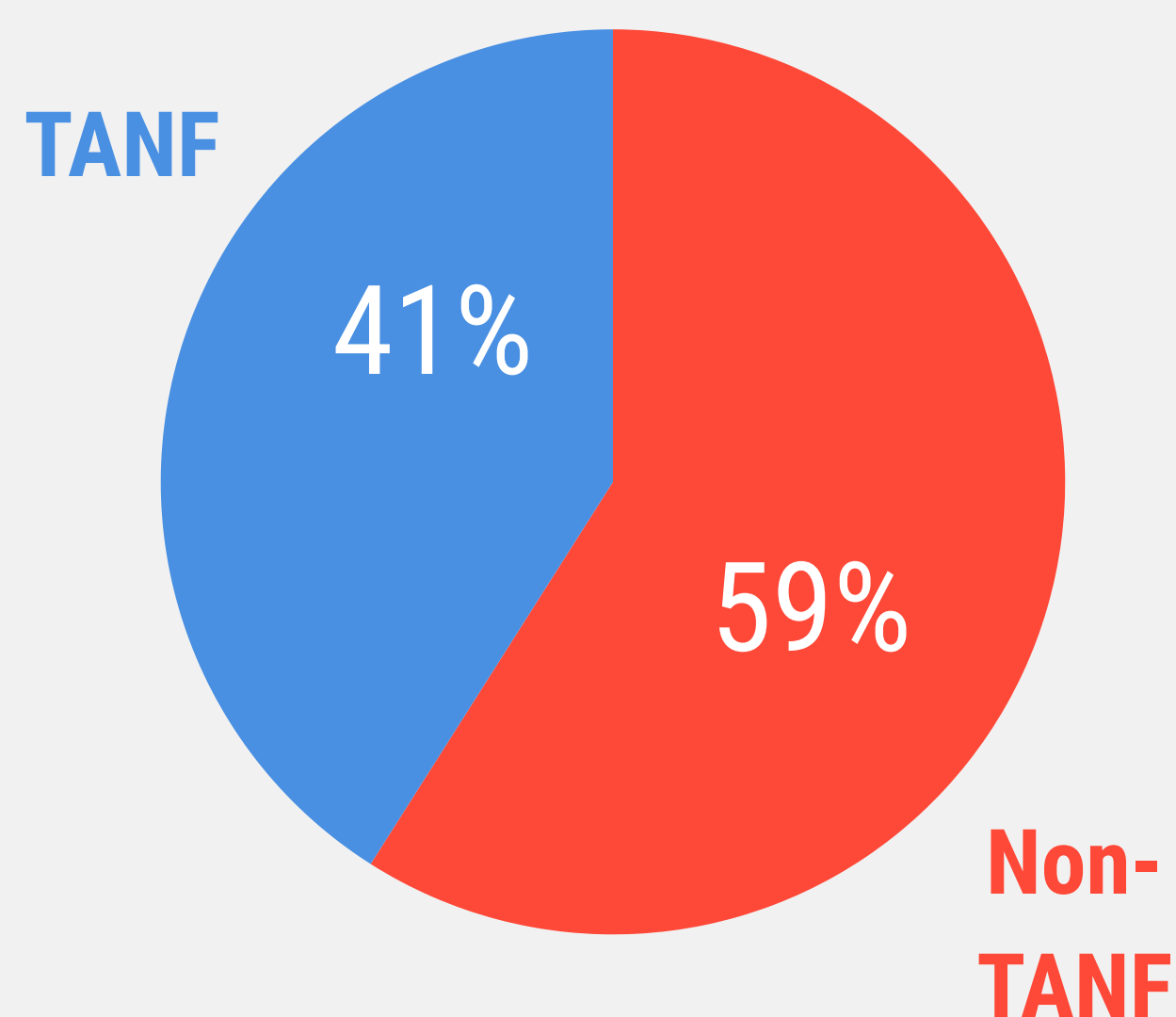
1 child (average)

62% were employed

\$26,547

were the median annual earnings among those employed

Two in five custodians have received **TANF** in the past 20 years



Custodians were owed an annual average of **\$4,353** in current support in one year

75%

Percent of custodians owed current support

Custodians were owed a median of **\$2,926** in arrears

72%

Percent of custodians owed arrears

Custodians received an average annual payment of **\$4,999**

91%

Percent receiving a payment

64%

Percent of support received

Child support payments boosted employed custodians' income by **23%**



More than **one in 10** custodians had support retained by the state

14%

\$1,336

Average annual payment retained by the state

Caroline County

Custodian Snapshots by TANF Status, 2018

TANF

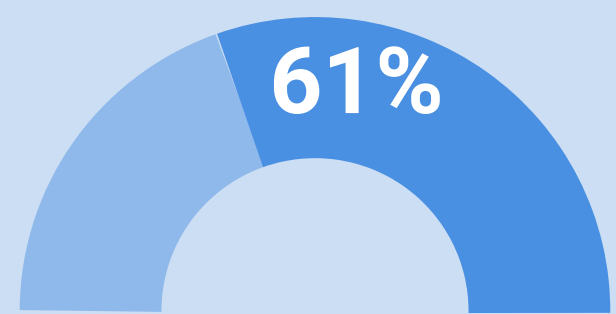
History of receipt in the previous 20 years

96%
are women

49%
are Caucasian

38 years
was the average age

21%
were not biological parents



were employed at
some point in the
prior year

\$20,389

Median annual
earnings among
employed custodians

- 1 child support case
- 2 children

\$3,659 Average current
support due

\$2,721 Median arrears balance

Custodians received an average of **\$4,407**




Percent receiving
a payment



Percent of support
received

Child support
payments boosted
employed
custodians'
income by **24%**



More than **one in three** custodians had
support retained by the state



\$1,350

Average annual payment
retained by the state

Non-TANF

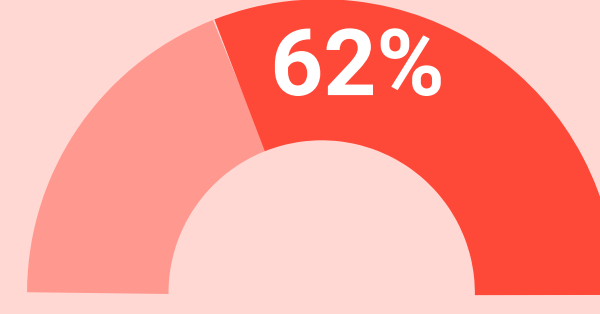
No history of receipt in the previous 20 years

91%
are women

73%
are Caucasian

37 years
was the average age

5%
were not biological parents



were employed at
some point in the
prior year

\$29,309

Median annual
earnings among
employed custodians

- 1 child support case
- 1 child

\$4,745 Average current
support due

\$3,083 Median arrears balance

Custodians received an average of **\$5,316**




Percent receiving
a payment



Percent of support
received

Child support
payments boosted
employed
custodians'
income by **23%**



Very few custodians had support
retained by the state



\$356

Average annual payment
retained by the state

Data are based on a sample of 546 custodians who had an active child support case in July 2018. Payments are based on data between July 2017 and June 2018. TANF receipt is based only on participation in Maryland. Employment and median earnings are based on jobs covered by Unemployment Insurance in Maryland between July 2017 and June 2018.

For the full report on custodians, please visit
<https://familywelfare.umaryland.edu/reports1/ProfileofCustodiansJuly2018.pdf>



For more information, contact Letitia Logan Passarella:
llogan@ssw.umaryland.edu | 410.706.2479

Carroll County

2018 Snapshot of Custodians

2,491

Custodians with a Case

1%

of the July 2018 Caseload

92%

are women

90%

are African American

40 years

was the average age

9%

were not biological parents

1 child support case (average)

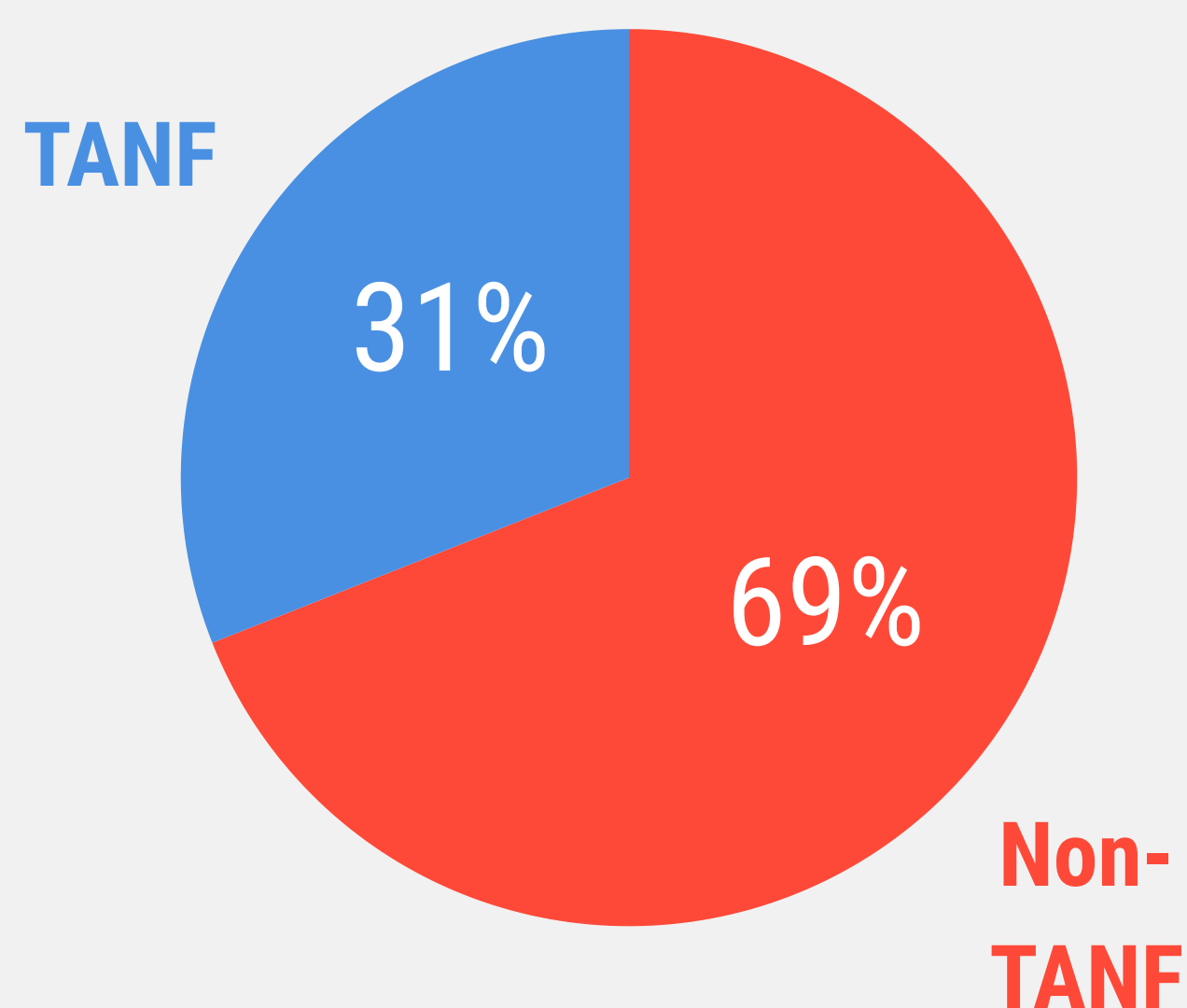
1 child (average)

64% were employed

\$31,466

were the median annual earnings among those employed

Three in 10 custodians have received **TANF** in the past 20 years



Custodians were owed an annual average of **\$5,727** in current support in one year

72%

Percent of custodians owed current support

Custodians were owed a median of **\$5,287** in arrears

73%

Percent of custodians owed arrears

Custodians received an average annual payment of **\$6,480**

91%

Percent receiving a payment

61%

Percent of support received

Child support payments boosted employed custodians' income by **25%**



One in 10 custodians had support retained by the state

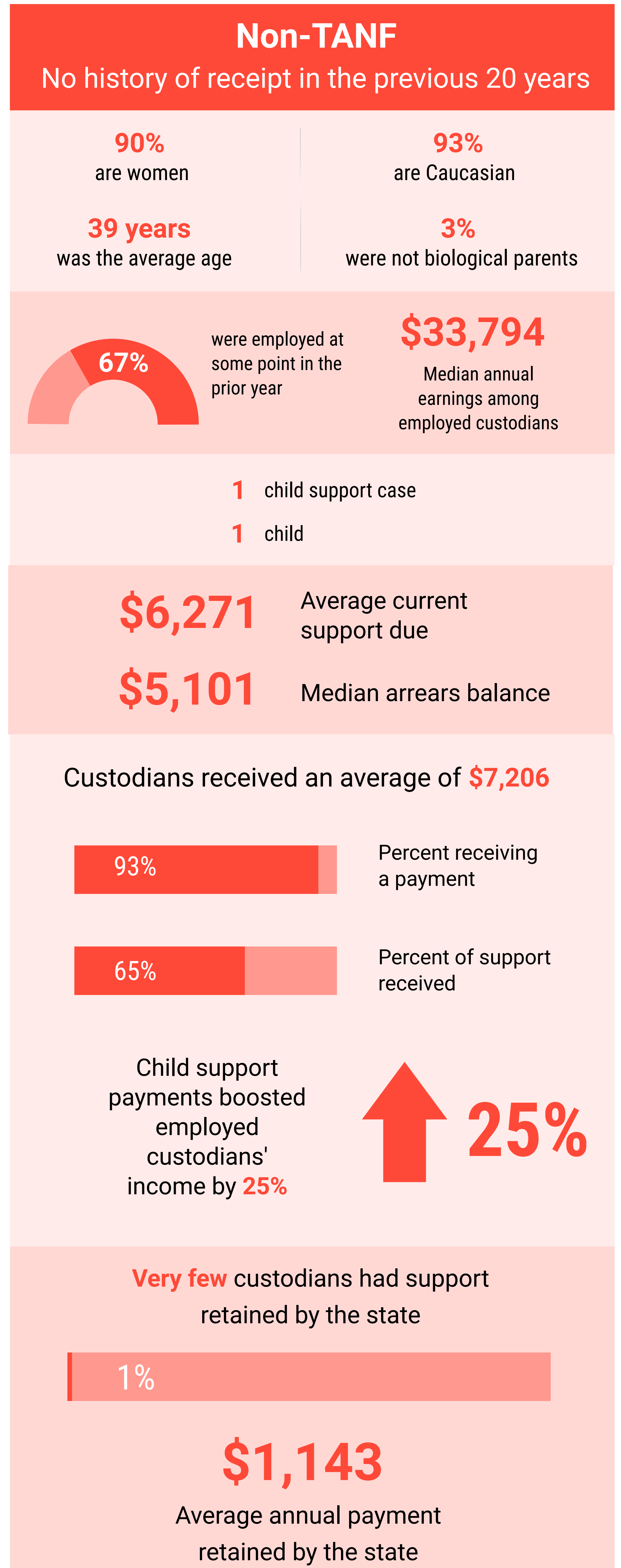
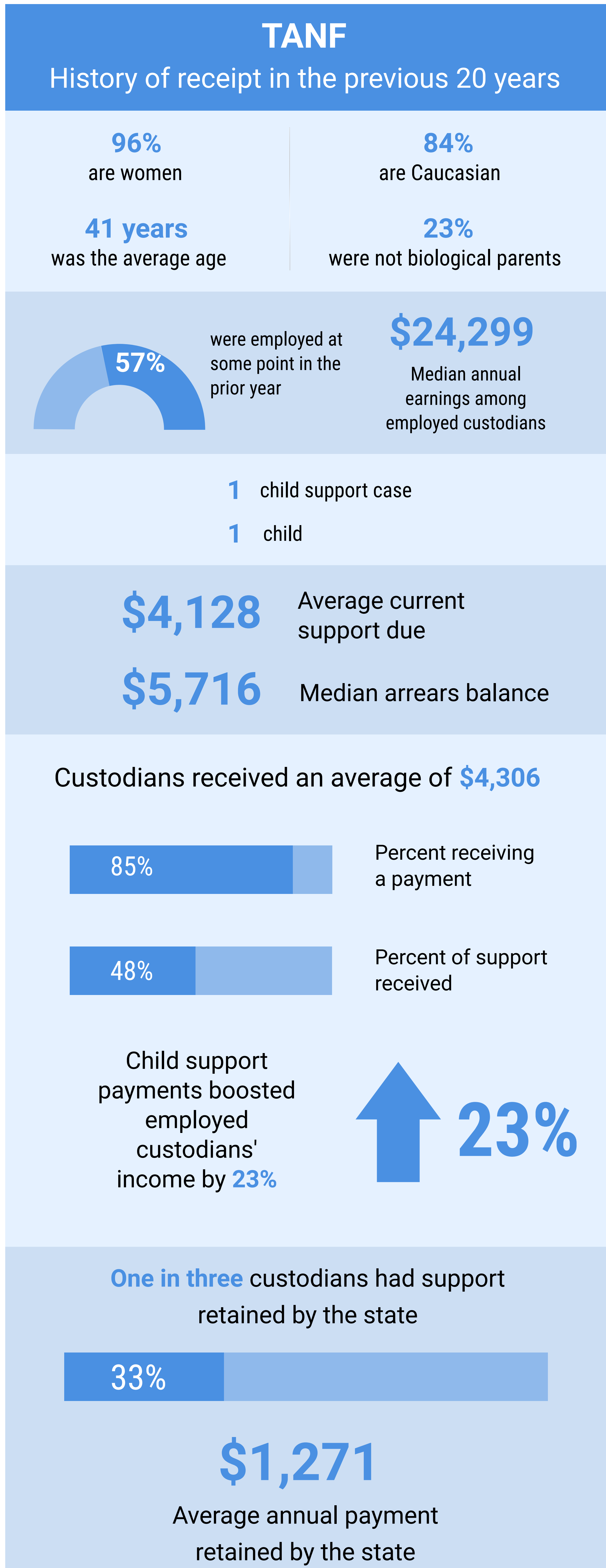
10%

\$1,266

Average annual payment retained by the state

Carroll County

Custodian Snapshots by TANF Status, 2018



Data are based on a sample of 746 custodians who had an active child support case in July 2018. Payments are based on data between July 2017 and June 2018. TANF receipt is based only on participation in Maryland. Employment and median earnings are based on jobs covered by Unemployment Insurance in Maryland between July 2017 and June 2018.

For the full report on custodians, please visit <https://familywelfare.umaryland.edu/reports1/ProfileofCustodiansJuly2018.pdf>



For more information, contact Letitia Logan Passarella:
llogan@ssw.umaryland.edu | 410.706.2479

Cecil County

2018 Snapshot of Custodians

2,835

Custodians with a Case

2%

of the July 2018 Caseload

94%

are women

85%

are Caucasian

39 years

was the average age

13%

were not biological parents

1 child support case (average)

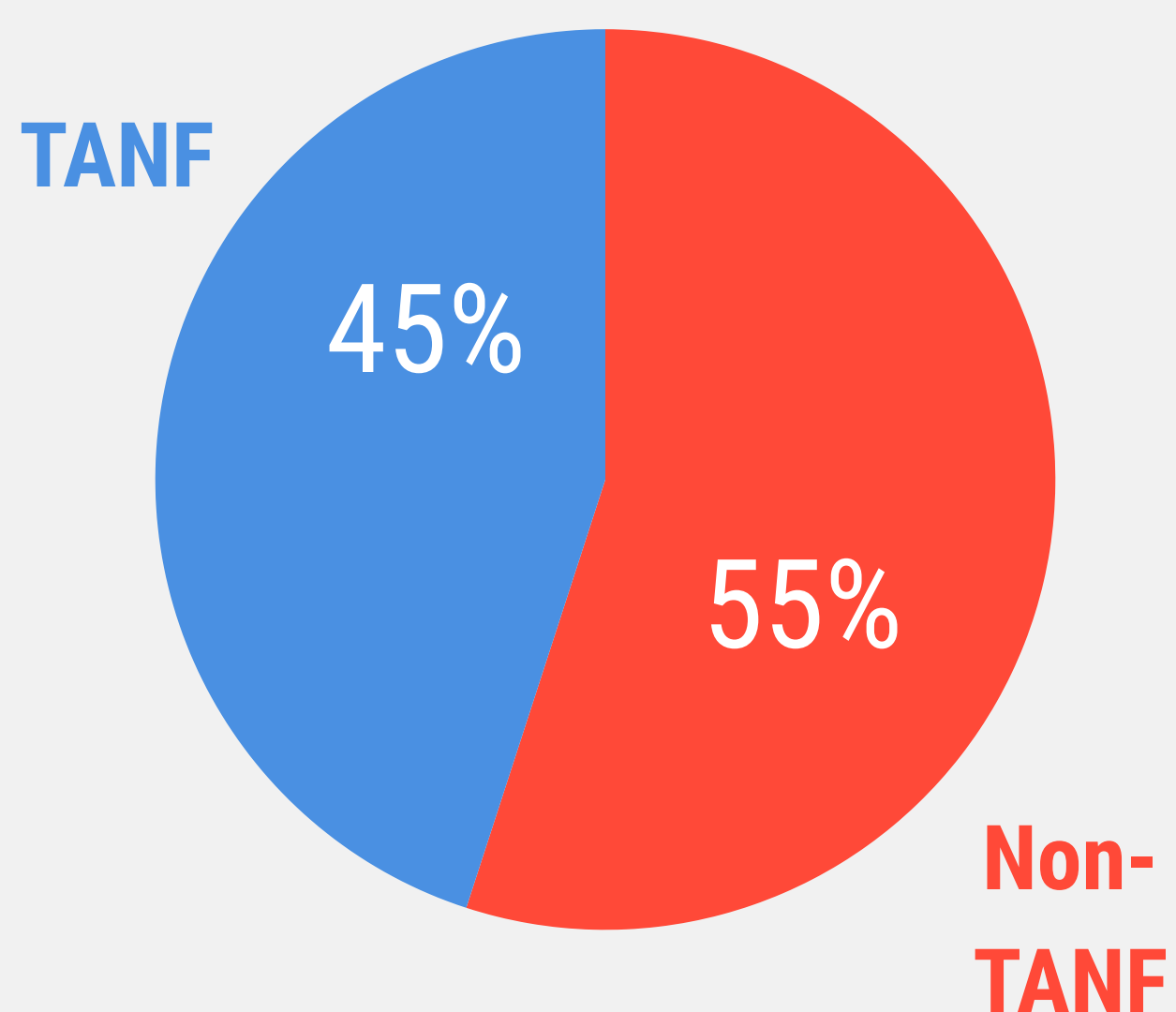
1 child (average)

47% were employed

\$23,744

were the median annual earnings among those employed

More than **two in five** custodians have received **TANF** in the past 20 years



Custodians were owed an annual average of **\$5,167** in current support in one year

65%

Percent of custodians owed current support

Custodians were owed a median of **\$5,092** in arrears

70%

Percent of custodians owed arrears

Custodians received an average annual payment of **\$5,763**

82%

Percent receiving a payment

59%

Percent of support received

Child support payments boosted employed custodians' income by **38%**



One in 10 custodians had support retained by the state

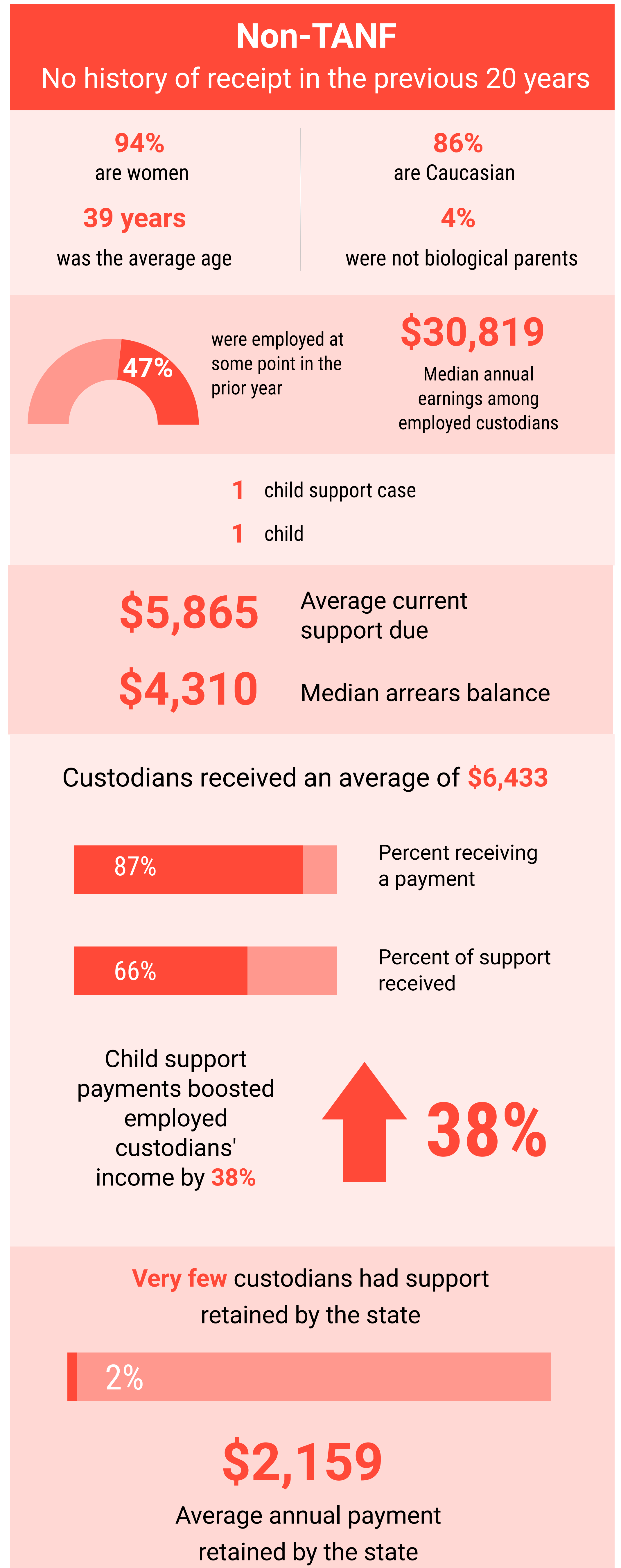
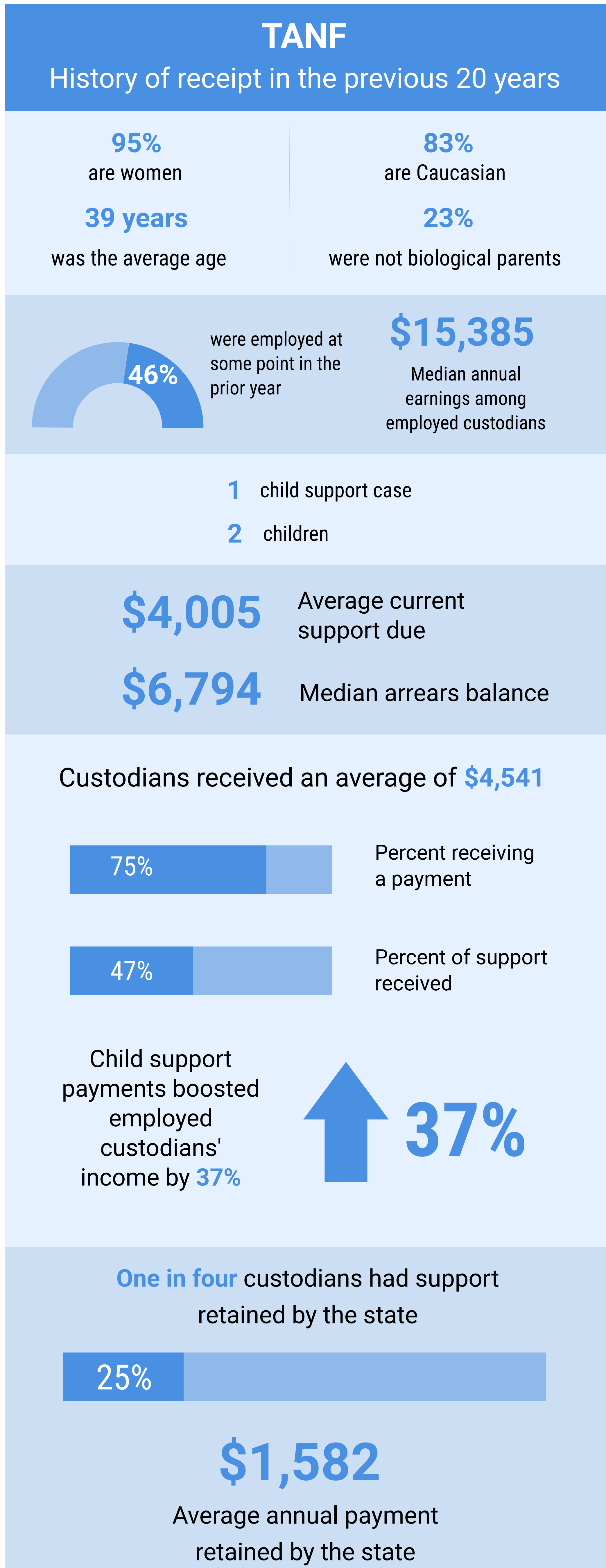
12%

\$1,644

Average annual payment retained by the state

Cecil County

Custodian Snapshots by TANF Status, 2018



Data are based on a sample of 775 custodians who had an active child support case in July 2018. Payments are based on data between July 2017 and June 2018. TANF receipt is based only on participation in Maryland. Employment and median earnings are based on jobs covered by Unemployment Insurance in Maryland between July 2017 and June 2018.

For the full report on custodians, please visit <https://familywelfare.umaryland.edu/reports1/ProfileofCustodiansJuly2018.pdf>



For more information, contact Letitia Logan Passarella:
llogan@ssw.umaryland.edu | 410.706.2479

Charles County

2018 Snapshot of Custodians

5,382

Custodians with a Case

3%

of the July 2018 Caseload

96%

are women

63%

are African American

39 years

was the average age

6%

were not biological parents

1 child support case (average)

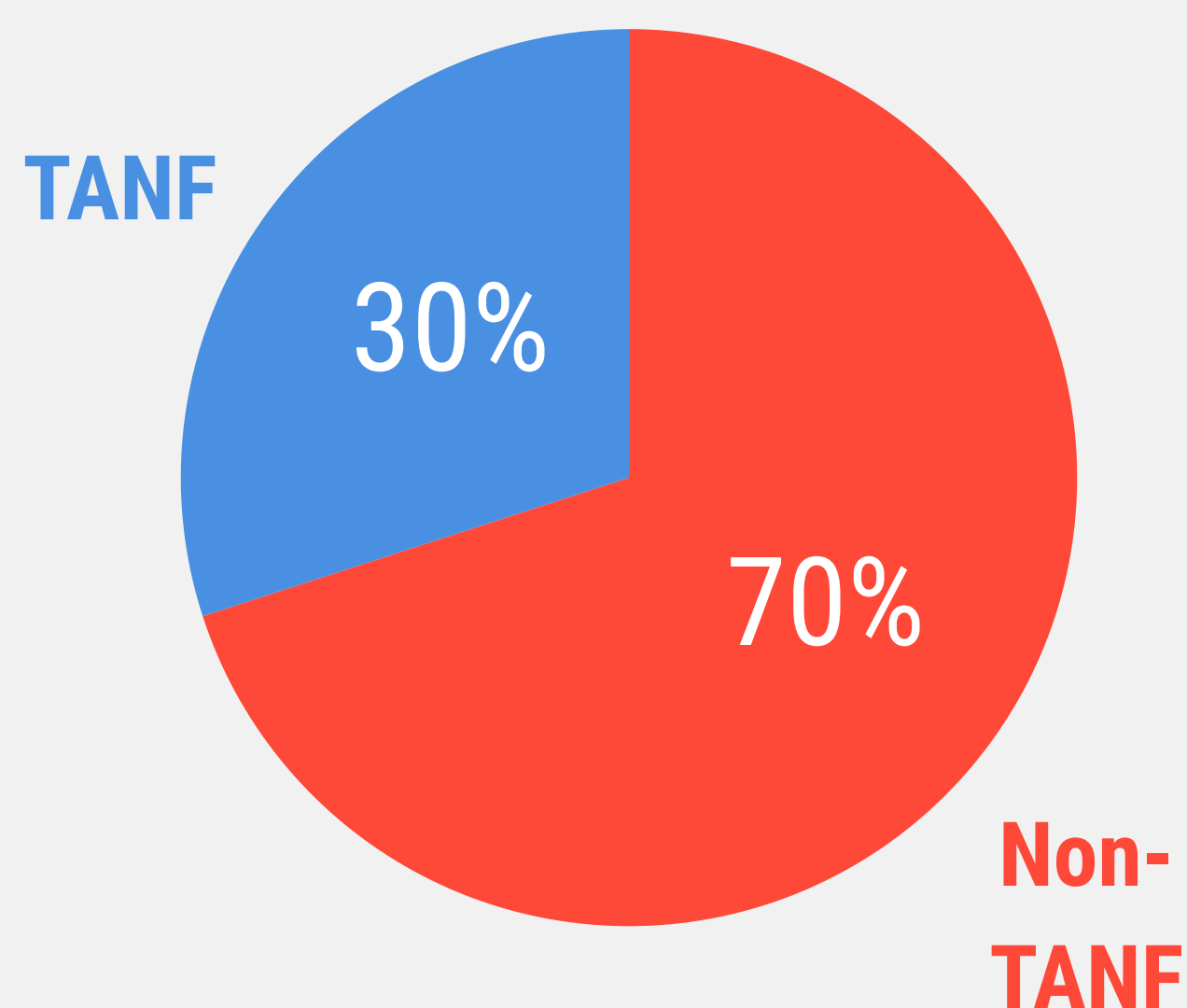
1 child (average)

50% were employed

\$30,324

were the median annual earnings among those employed

Three in 10 custodians have received **TANF** in the past 20 years



Custodians were owed an annual average of **\$6,549** in current support in one year

65%

Percent of custodians owed current support

Custodians were owed a median of **\$5,732** in arrears

68%

Percent of custodians owed arrears

Custodians received an average annual payment of **\$7,571**

87%

Percent receiving a payment

61%

Percent of support received

Child support payments boosted employed custodians' income by **39%**



Less than **one in 10** custodians had support retained by the state

7%

\$1,552

Average annual payment retained by the state

Charles County

Custodian Snapshots by TANF Status, 2018

TANF

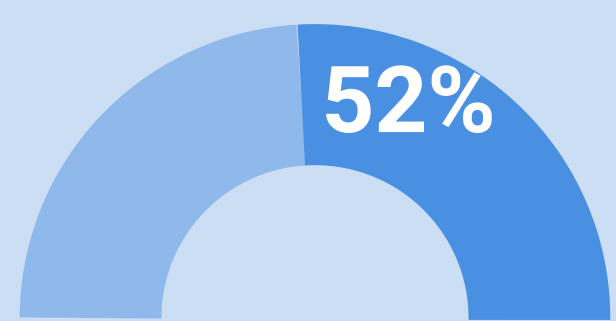
History of receipt in the previous 20 years

97%
are women

77%
are African American

39 years
was the average age

16%
were not biological parents



were employed at
some point in the
prior year

\$19,319

Median annual
earnings among
employed custodians

1 child support case

1 children


\$5,126 Average current
support due

\$6,150 Median arrears balance

Custodians received an average of **\$5,912**




Percent receiving
a payment



Percent of support
received

Child
support payments
boosted employed
custodians'
income by **34%**



One in four custodians had support
retained by the state



\$1,460

Average annual payment
retained by the state

Non-TANF

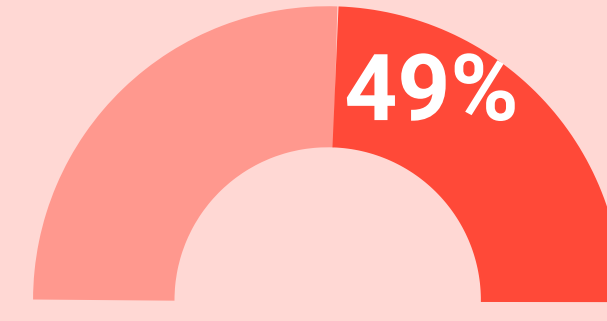
No history of receipt in the previous 20 years

95%
are women

57%
are African American

39 years
was the average age

2%
were not biological parents



were employed at
some point in the
prior year

\$35,694

Median annual
earnings among
employed custodians

1 child support case

1 child

\$6,997 Average current
support due

\$5,519 Median arrears balance

Custodians received an average of **\$8,095**



Percent receiving
a payment



Percent of support
received

Child
support payments
boosted employed
custodians'
income by **40%**



Very few custodians had support
retained by the state



\$2,684

Average annual payment
retained by the state

Data are based on a sample of 891 custodians who had an active child support case in July 2018. Payments are based on data between July 2017 and June 2018. TANF receipt is based only on participation in Maryland. Employment and median earnings are based on jobs covered by Unemployment Insurance in Maryland between July 2017 and June 2018.

For the full report on custodians, please visit
<https://familywelfare.umaryland.edu/reports1/ProfileofCustodiansJuly2018.pdf>



For more information, contact Letitia Logan Passarella:

llogan@ssw.umaryland.edu | 410.706.2479

Dorchester County

2018 Snapshot of Custodians

1,793

Custodians with a Case

1%

of the July 2018 Caseload

95%

are women

65%

are African American

38 years

was the average age

9%

were not biological parents

1 child support case (average)

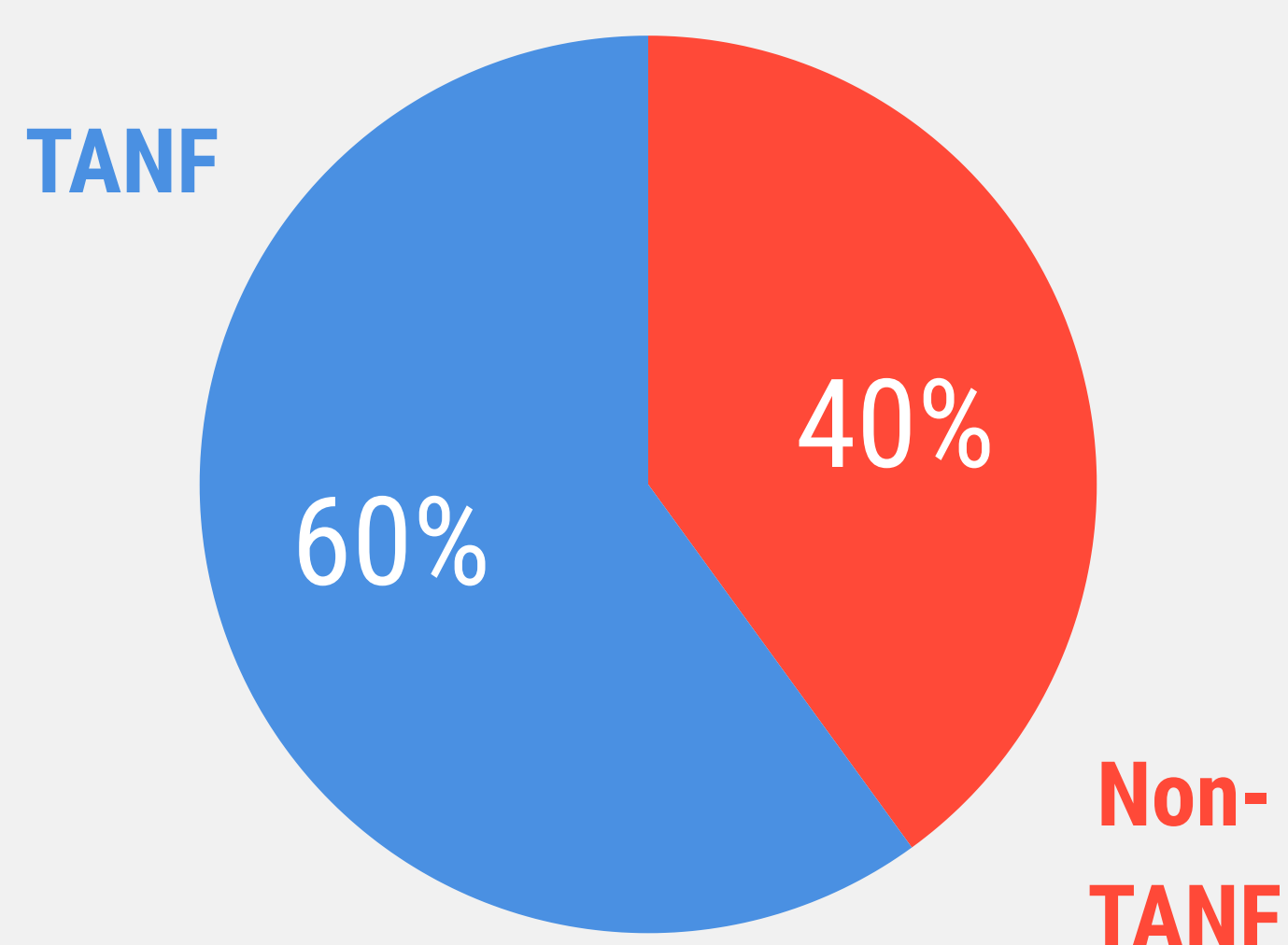
1 child (average)

65% were employed

\$22,654

were the median annual earnings among those employed

Three in five custodians have received **TANF** in the past 20 years



Custodians were owed an annual average of **\$3,851** in current support in one year

62%

Percent of custodians owed current support

Custodians were owed a median of **\$5,128** in arrears

77%

Percent of custodians owed arrears

Custodians received an average annual payment of **\$5,009**

87%

Percent receiving a payment

57%

Percent of support received

Child support payments boosted employed custodians' income by **24%**



One in five custodians had support retained by the state

19%

\$988

Average annual payment retained by the state

Dorchester County

Custodian Snapshots by TANF Status, 2018

TANF

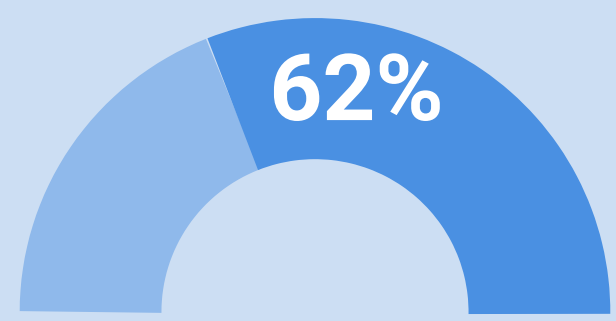
History of receipt in the previous 20 years

96%
are women

75%
are African American

38 years
was the average age

11%
were not biological parents



were employed at
some point in the
prior year

\$19,864

Median annual
earnings among
employed custodians

1 child support case

1 children


\$3,113 Average current
support due

\$5,766 Median arrears balance

Custodians received an average of **\$4,547**




Percent receiving
a payment



Percent of support
received

Child support
payments boosted
employed
custodians'
income by **26%**



Three in 10 custodians had support
retained by the state



\$1,013

Average annual payment
retained by the state

Non-TANF

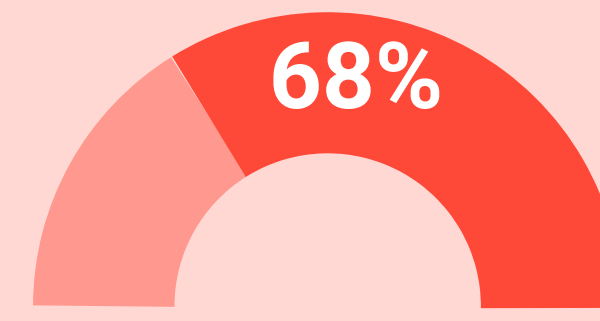
No history of receipt in the previous 20 years

93%
are women

50%
are African American

39 years
was the average age

6%
were not biological parents



were employed at
some point in the
prior year

\$28,570

Median annual
earnings among
employed custodians

1 child support case

1 child

\$4,827 Average current
support due

\$4,124 Median arrears balance

Custodians received an average of **\$5,617**




Percent receiving
a payment



Percent of support
received

Child support
payments boosted
employed
custodians'
income by **23%**



Less than one in 10 custodians had
support retained by the state



\$755

Average annual payment
retained by the state

Data are based on a sample of 669 custodians who had an active child support case in July 2018. Payments are based on data between July 2017 and June 2018. TANF receipt is based only on participation in Maryland. Employment and median earnings are based on jobs covered by Unemployment Insurance in Maryland between July 2017 and June 2018.

For the full report on custodians, please visit
<https://familywelfare.umaryland.edu/reports1/ProfileofCustodiansJuly2018.pdf>



For more information, contact Letitia Logan Passarella:

llogan@ssw.umaryland.edu | 410.706.2479

Frederick County

2018 Snapshot of Custodians

4,373

Custodians with a Case

3%

of the July 2018 Caseload

94%

are women

62%

are Caucasian

39 years

was the average age

6%

were not biological parents

1 child support case (average)

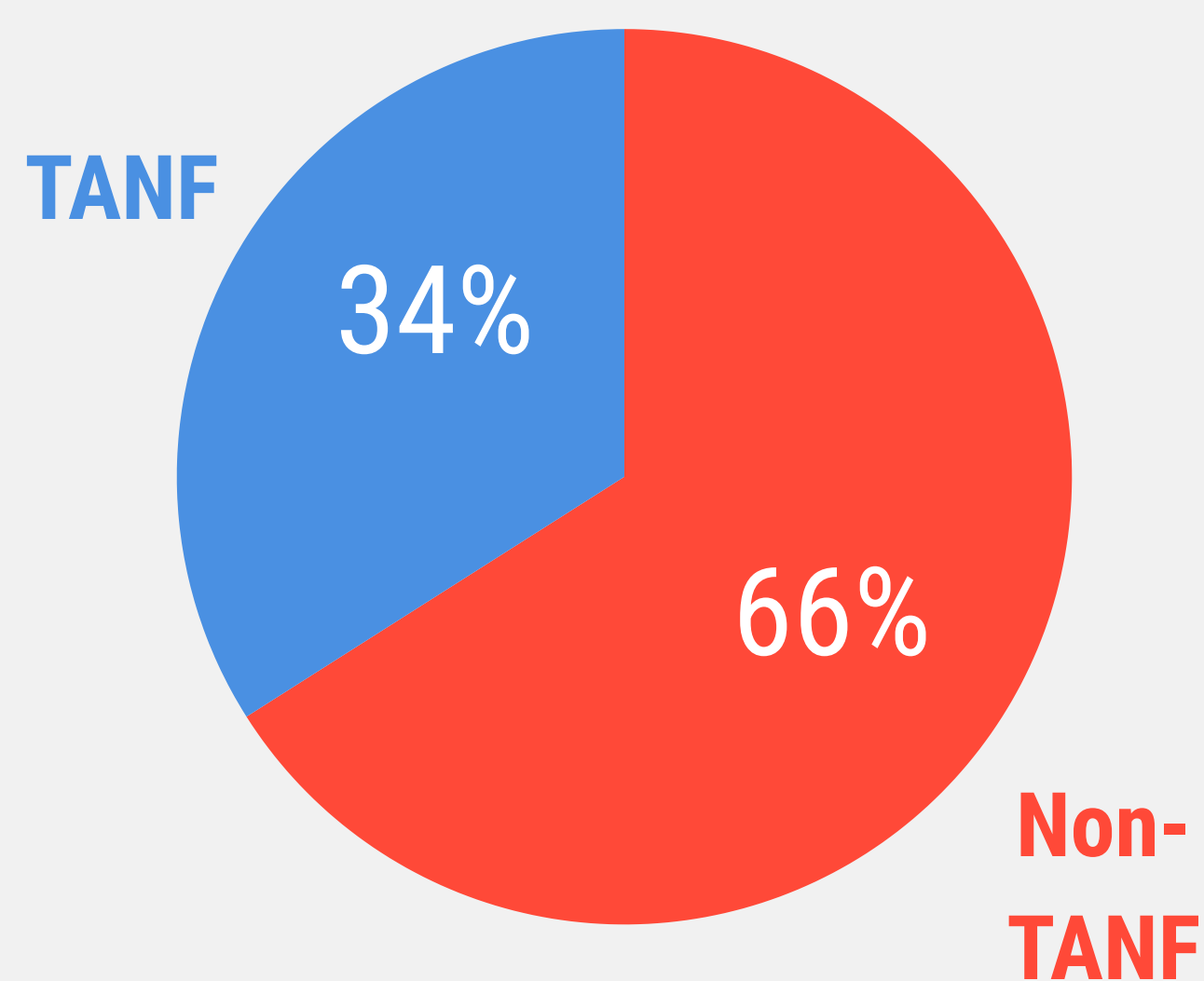
1 child (average)

64% were employed

\$28,829

were the median annual earnings among those employed

One in three custodians have received **TANF** in the past 20 years



Custodians were owed an annual average of **\$5,287** in current support in one year

71%

Percent of custodians owed current support

Custodians were owed a median of **\$3,861** in arrears

69%

Percent of custodians owed arrears

Custodians received an average annual payment of **\$6,139**

89%

Percent receiving a payment

65%

Percent of support received

The average annual payment boosted employed custodians' income by **25%**



One in 10 custodians had support retained by the state

12%

\$1,210

Average annual payment retained by the state

Frederick County

Custodian Snapshots by TANF Status, 2018

TANF

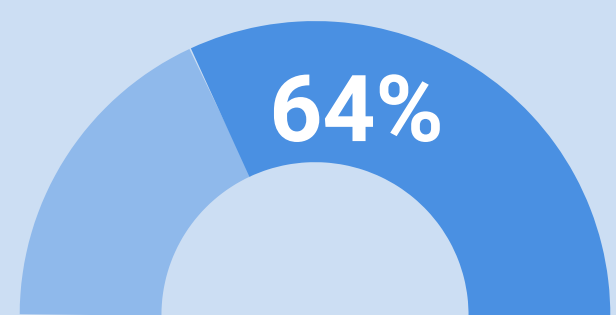
History of receipt in the previous 20 years

96%
are women

52%
are Caucasian

38 years
was the average age

14%
were not biological parents



were employed at
some point in the
prior year

\$19,856

Median annual
earnings among
employed custodians

- 1 child support case
- 2 children


\$3,464 Average current
support due

\$4,551 Median arrears balance

Custodians received an average of **\$3,912**




Percent receiving
a payment



Percent of support
received

Child support
payments boosted
employed
custodians'
income by **19%**



Three in 10 custodians had support
retained by the state



\$1,301

Average annual payment
retained by the state

Non-TANF

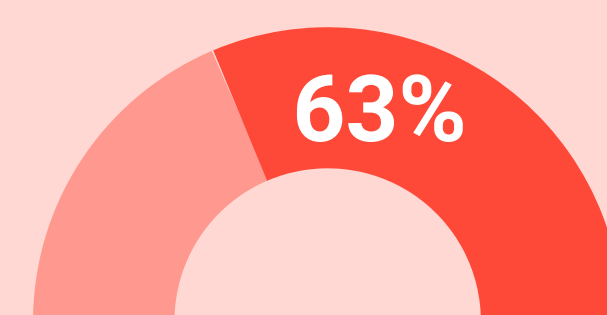
No history of receipt in the previous 20 years

93%
are women

67%
are Caucasian

39 years
was the average age

2%
were not biological parents



were employed at
some point in the
prior year

\$33,100

Median annual
earnings among
employed custodians

- 1 child support case
- 1 child

\$6,055 Average current
support due

\$3,682 Median arrears balance

Custodians received an average of **\$7,036**

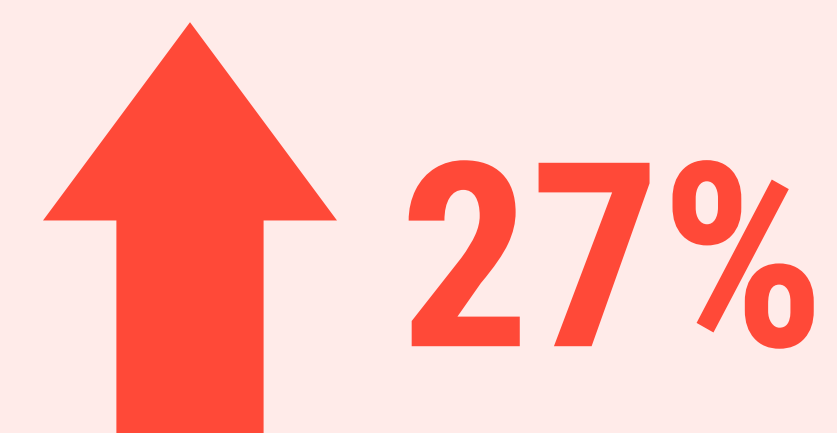


Percent receiving
a payment



Percent of support
received

Child support
payments boosted
employed
custodians'
income by **27%**



Very few custodians had support
retained by the state



\$650

Average annual payment
retained by the state

Data are based on a sample of 858 custodians who had an active child support case in July 2018. Payments are based on data between July 2017 and June 2018. TANF receipt is based only on participation in Maryland. Employment and median earnings are based on jobs covered by Unemployment Insurance in Maryland between July 2017 and June 2018.

For the full report on custodians, please visit
<https://familywelfare.umaryland.edu/reports1/ProfileofCustodiansJuly2018.pdf>



For more information, contact Letitia Logan Passarella:

llogan@ssw.umaryland.edu | 410.706.2479

Garrett County

2018 Snapshot of Custodians

686

Custodians with a Case

0.4%

of the July 2018 Caseload

93%

are women

98%

are Caucasian

37 years

was the average age

7%

were not biological parents

1 child support case (average)

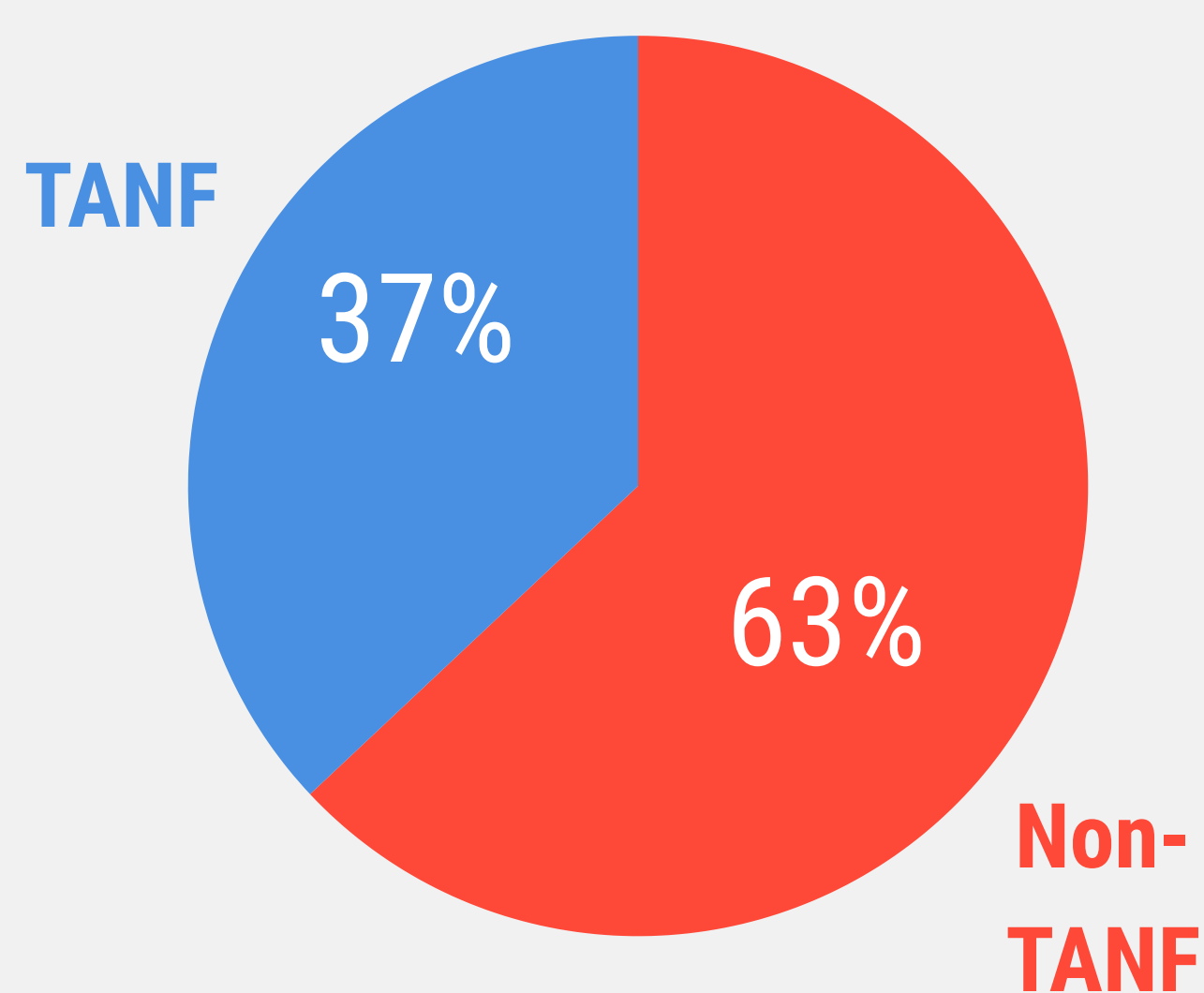
1 child (average)

60% were employed

\$20,737

were the median annual earnings among those employed

More than **one in three** custodians have received **TANF** in the past 20 years



Custodians were owed an annual average of **\$4,772** in current support in one year

77%

Percent of custodians owed current support

Custodians were owed a median of **\$3,843** in arrears

75%

Percent of custodians owed arrears

Custodians received an average annual payment of **\$5,755**

90%

Percent receiving a payment

66%

Percent of support received

Child support payments boosted employed custodians' income by **37%**



One in 10 custodians had support retained by the state

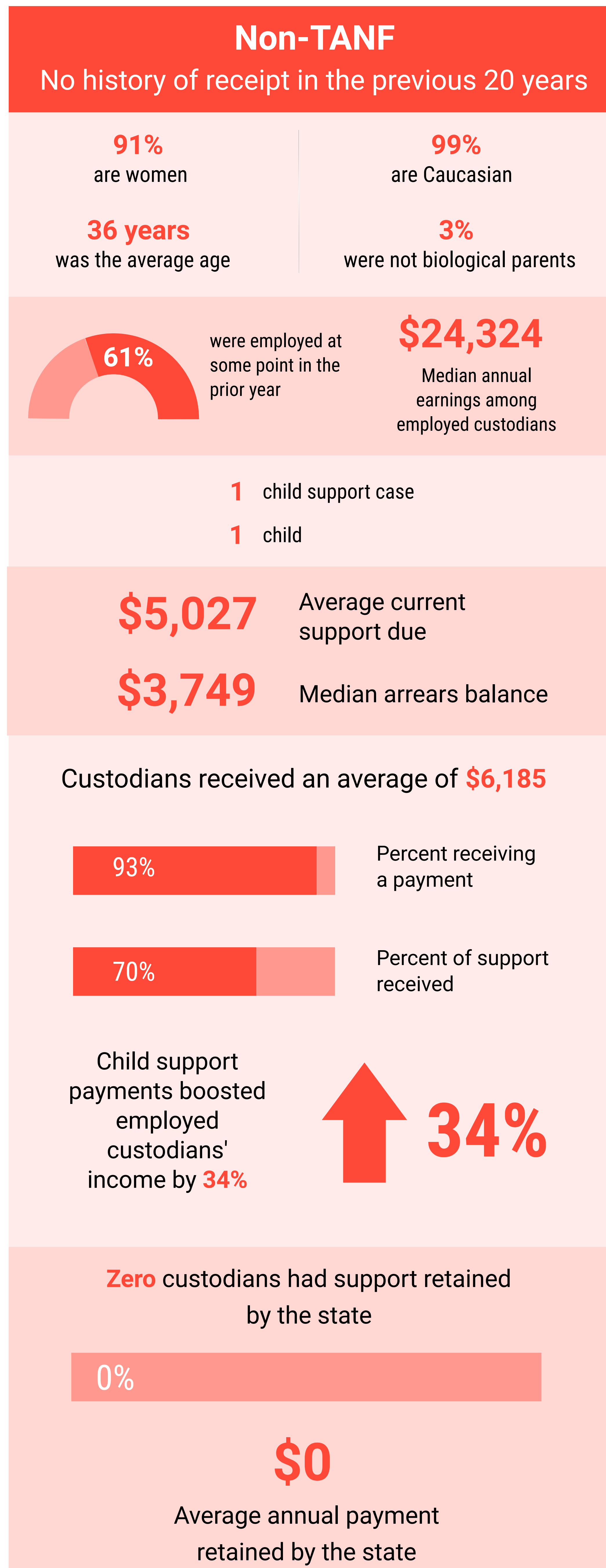
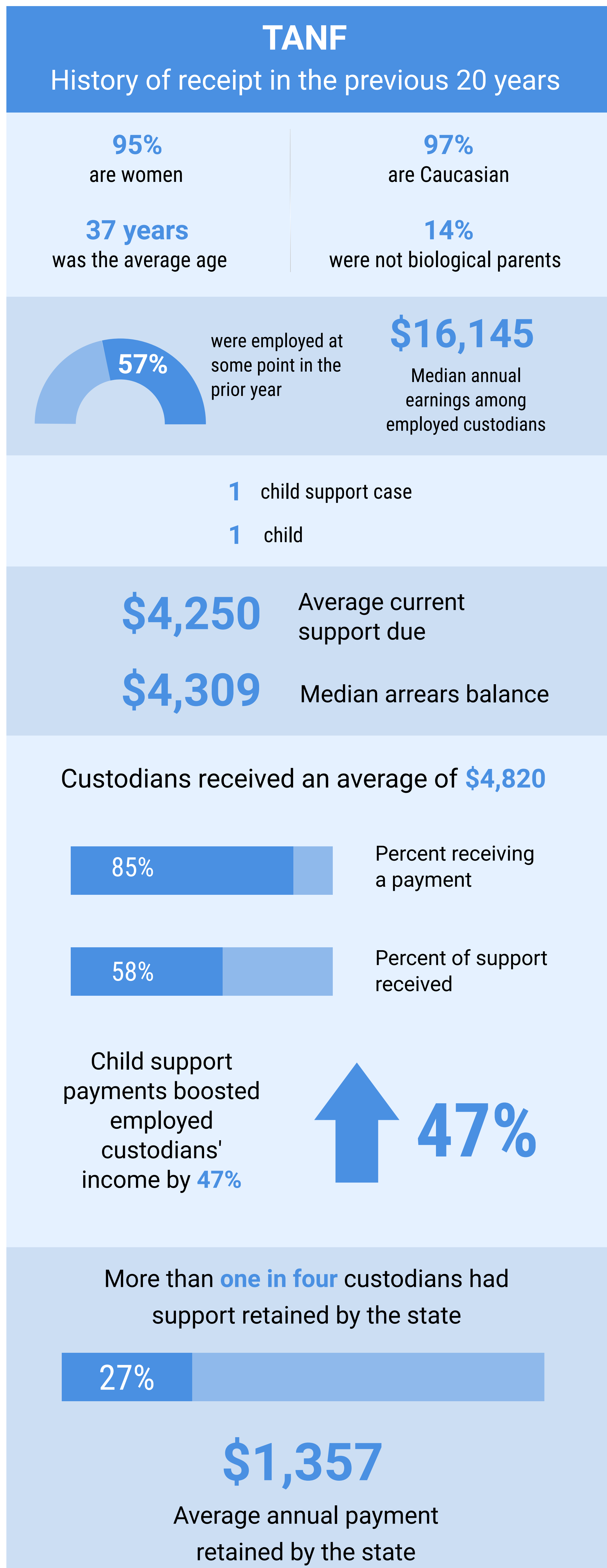
10%

\$1,357

Average annual payment retained by the state

Garrett County

Custodian Snapshots by TANF Status, 2018



Data are based on a sample of 418 custodians who had an active child support case in July 2018. Payments are based on data between July 2017 and June 2018. TANF receipt is based only on participation in Maryland. Employment and median earnings are based on jobs covered by Unemployment Insurance in Maryland between July 2017 and June 2018.

For the full report on custodians, please visit <https://familywelfare.umaryland.edu/reports1/ProfileofCustodiansJuly2018.pdf>



For more information, contact Letitia Logan Passarella:
llogan@ssw.umaryland.edu | 410.706.2479

Harford County

2018 Snapshot of Custodians

5,003

Custodians with a Case

3%

of the July 2018 Caseload

93%

are women

59%

are Caucasian

39 years

was the average age

8%

were not biological parents

1 child support case (average)

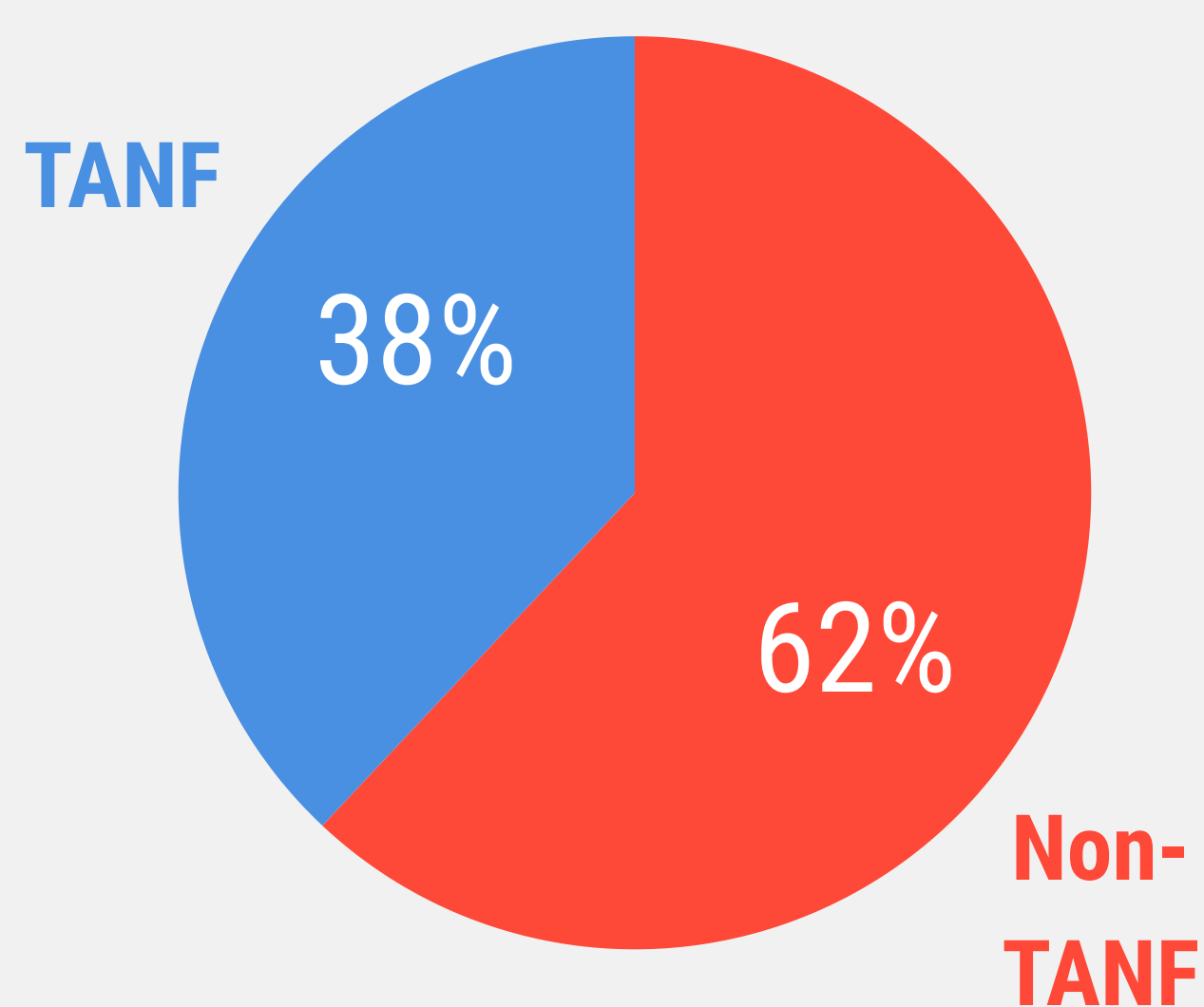
1 child (average)

65% were employed

\$28,858

were the median annual earnings among those employed

Two in five custodians have received **TANF** in the past 20 years



Custodians were owed an annual average of **\$5,464** in current support in one year

77%

Percent of custodians owed current support

Custodians were owed a median of **\$3,029** in arrears

76%

Percent of custodians owed arrears

Custodians received an average annual payment of **\$6,868**

88%

Percent receiving a payment

70%

Percent of support received

Child support payments boosted employed custodians' income by **26%**



One in 10 custodians had support retained by the state

11%

\$1,181

Average annual payment retained by the state

Harford County

Custodian Snapshots by TANF Status, 2018

TANF

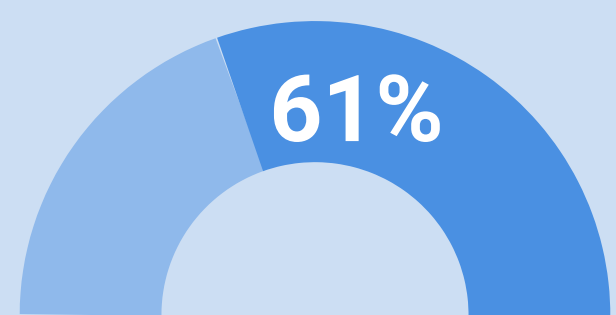
History of receipt in the previous 20 years

95%
are women

55%
are African American

39 years
was the average age

18%
were not biological parents



were employed at
some point in the
prior year

\$19,922

Median annual
earnings among
employed custodians

1 child support case

2 children

\$3,940 Average current
support due

\$3,293 Median arrears balance

Custodians received an average of **\$4,929**




Percent receiving
a payment



Percent of support
received

Child support
payments boosted
employed
custodians'
income by **28%**



Three in 10 custodians had support
retained by the state



\$1,152

Average annual payment
retained by the state

Non-TANF

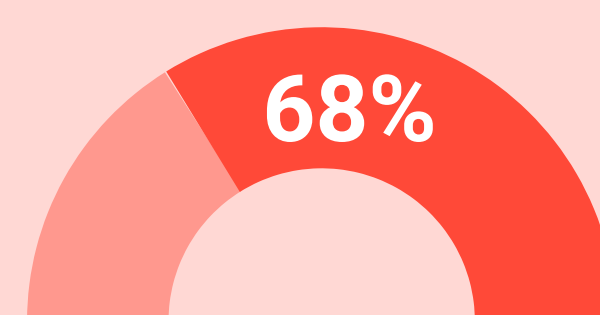
No history of receipt in the previous 20 years

92%
are women

70%
are Caucasian

39 years
was the average age

2%
were not biological parents



were employed at
some point in the
prior year

\$34,344

Median annual
earnings among
employed custodians

1 child support case

1 child

\$6,183 Average current
support due

\$2,894 Median arrears balance

Custodians received an average of **\$7,712**




Percent receiving
a payment



Percent of support
received

Child support
payments boosted
employed
custodians'
income by **26%**



Very few custodians had support
retained by the state



\$1,660

Average annual payment
retained by the state

Data are based on a sample of 879 custodians who had an active child support case in July 2018. Payments are based on data between July 2017 and June 2018. TANF receipt is based only on participation in Maryland. Employment and median earnings are based on jobs covered by Unemployment Insurance in Maryland between July 2017 and June 2018.

For the full report on custodians, please visit
<https://familywelfare.umaryland.edu/reports1/ProfileofCustodiansJuly2018.pdf>



For more information, contact Letitia Logan Passarella:
llogan@ssw.umaryland.edu | 410.706.2479

Howard County

2018 Snapshot of Custodians

4,104

Custodians with a Case

2%

of the July 2018 Caseload

94%

are women

57%

are African American

39 years

was the average age

5%

were not biological parents

1 child support case (average)

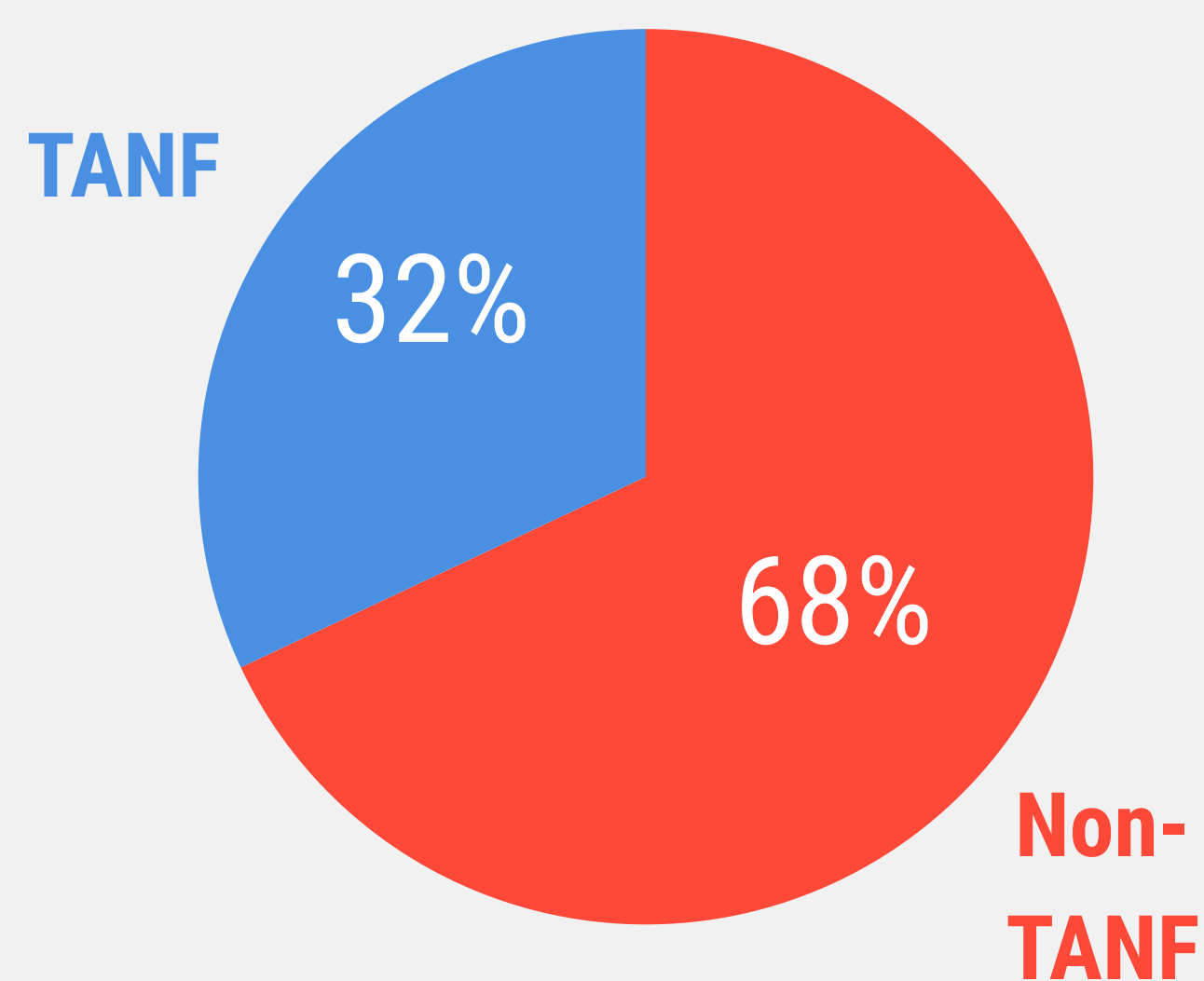
1 child (average)

65% were employed

\$36,837

were the median annual earnings among those employed

One in three custodians have received **TANF** in the past 20 years



Custodians were owed an annual average of **\$7,237** in current support in one year

73%

Percent of custodians owed current support

Custodians were owed a median of **\$7,108** in arrears

70%

Percent of custodians owed arrears

Custodians received an average annual payment of **\$8,755**

88%

Percent receiving a payment

64%

Percent of support received

Child support payments boosted employed custodians' income by **28%**



Less than **one in 10** custodians had support retained by the state

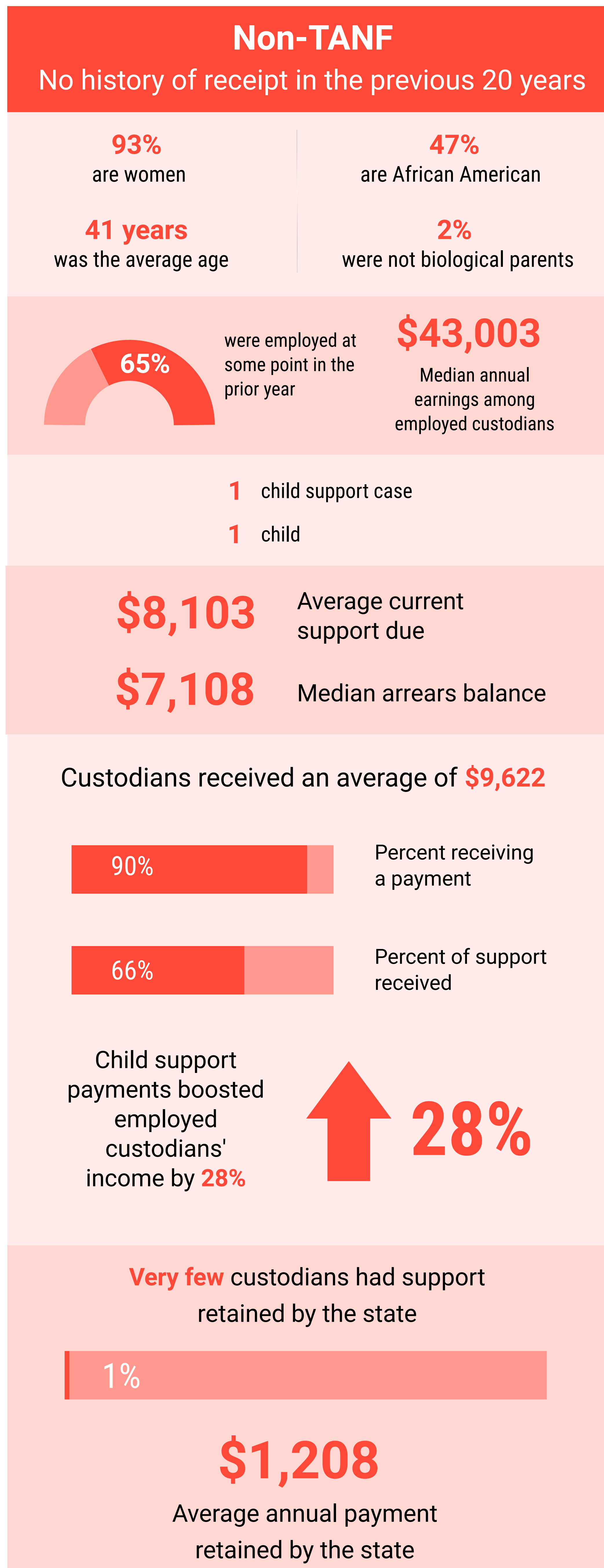
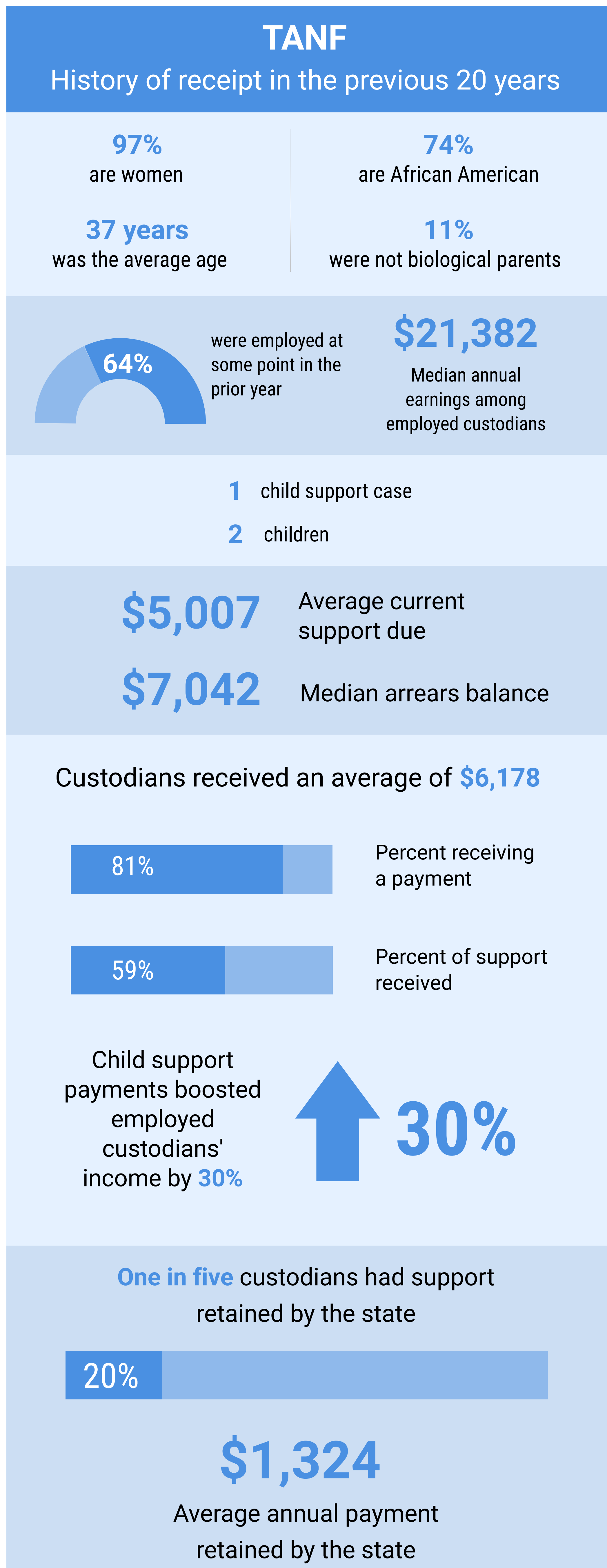
6%

\$1,314

Average annual payment retained by the state

Howard County

Custodian Snapshots by TANF Status, 2018



Data are based on a sample of 847 custodians who had an active child support case in July 2018. Payments are based on data between July 2017 and June 2018. TANF receipt is based only on participation in Maryland. Employment and median earnings are based on jobs covered by Unemployment Insurance in Maryland between July 2017 and June 2018.

For the full report on custodians, please visit <https://familywelfare.umaryland.edu/reports1/ProfileofCustodiansJuly2018.pdf>

Kent County

2018 Snapshot of Custodians

605

Custodians with a Case

0.4%

of the July 2018 Caseload

91%

are women

53%

are Caucasian

40 years

was the average age

10%

were not biological parents

1 child support case (average)

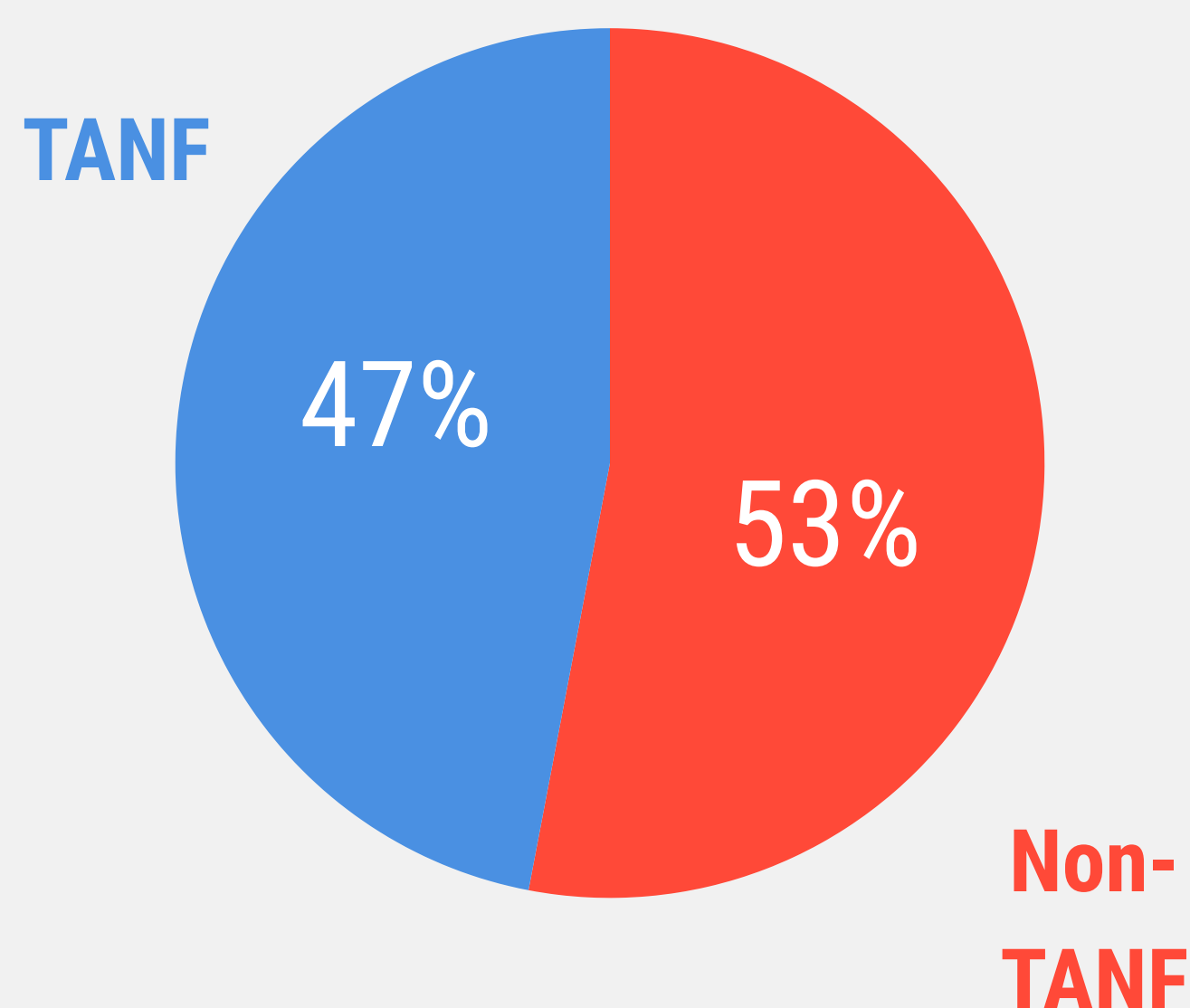
1 child (average)

55% were employed

\$26,043

were the median annual earnings among those employed

Almost **half** of custodians have received **TANF** in the past 20 years



Custodians were owed an annual average of **\$4,709** in current support in one year

66%

Percent of custodians owed current support

Custodians were owed a median of **\$4,388** in arrears

74%

Percent of custodians owed arrears

Custodians received an average annual payment of **\$5,013**

81%

Percent receiving a payment

58%

Percent of support received

Child support payments boosted employed custodians' income by **26%**



Nearly **one in five** custodians had support retained by the state

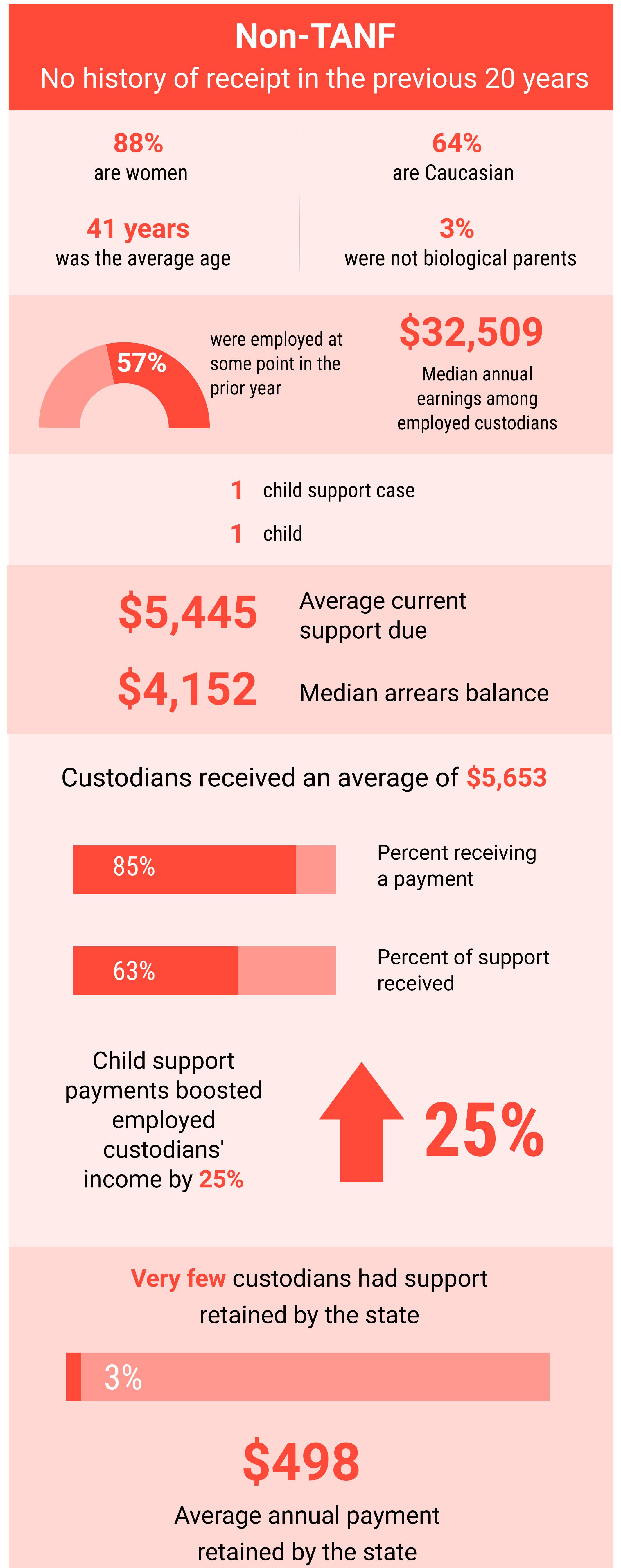
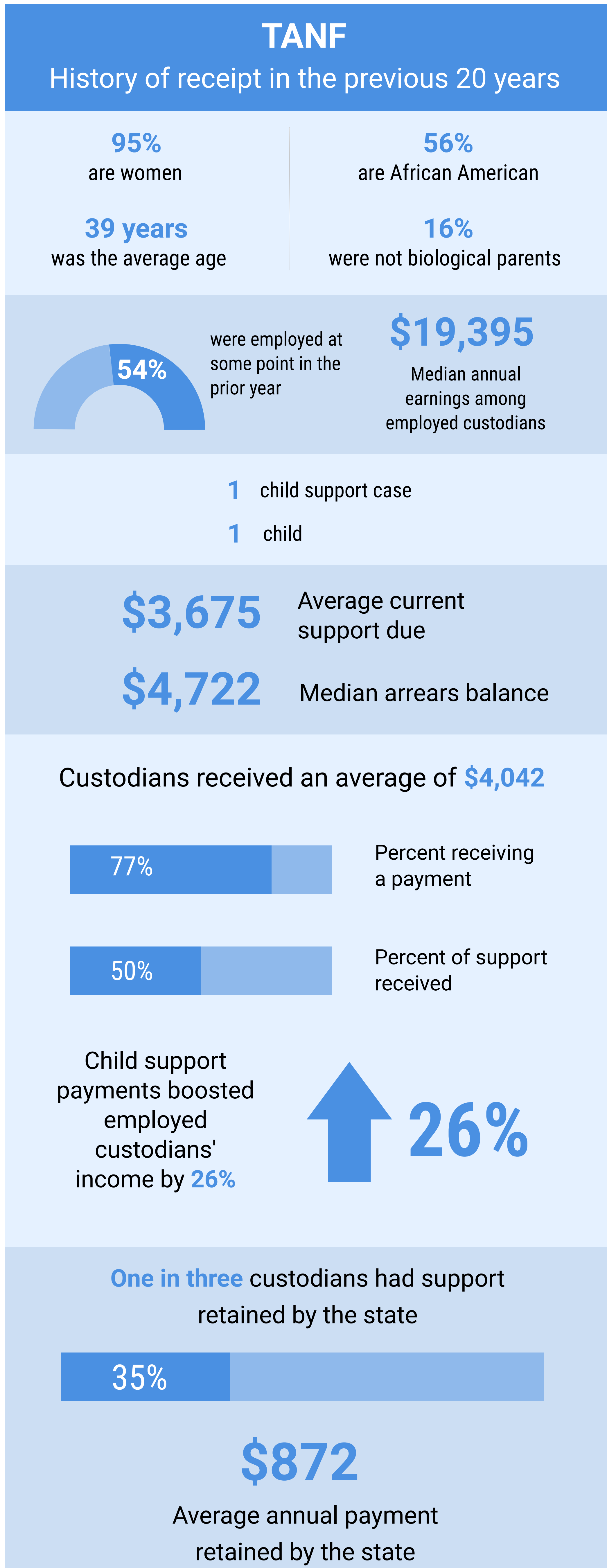
17%

\$842

Average annual payment retained by the state

Kent County

Custodian Snapshots by TANF Status, 2018



Data are based on a sample of 386 custodians who had an active child support case in July 2018. Payments are based on data between July 2017 and June 2018. TANF receipt is based only on participation in Maryland. Employment and median earnings are based on jobs covered by Unemployment Insurance in Maryland between July 2017 and June 2018.

For the full report on custodians, please visit <https://familywelfare.umaryland.edu/reports1/ProfileofCustodiansJuly2018.pdf>

Montgomery County

2018 Snapshot of Custodians

14,958

Custodians with a Case

9%

of the July 2018 Caseload

96%

are women

53%

are African American

39 years

was the average age

3%

were not biological parents

1 child support case (average)

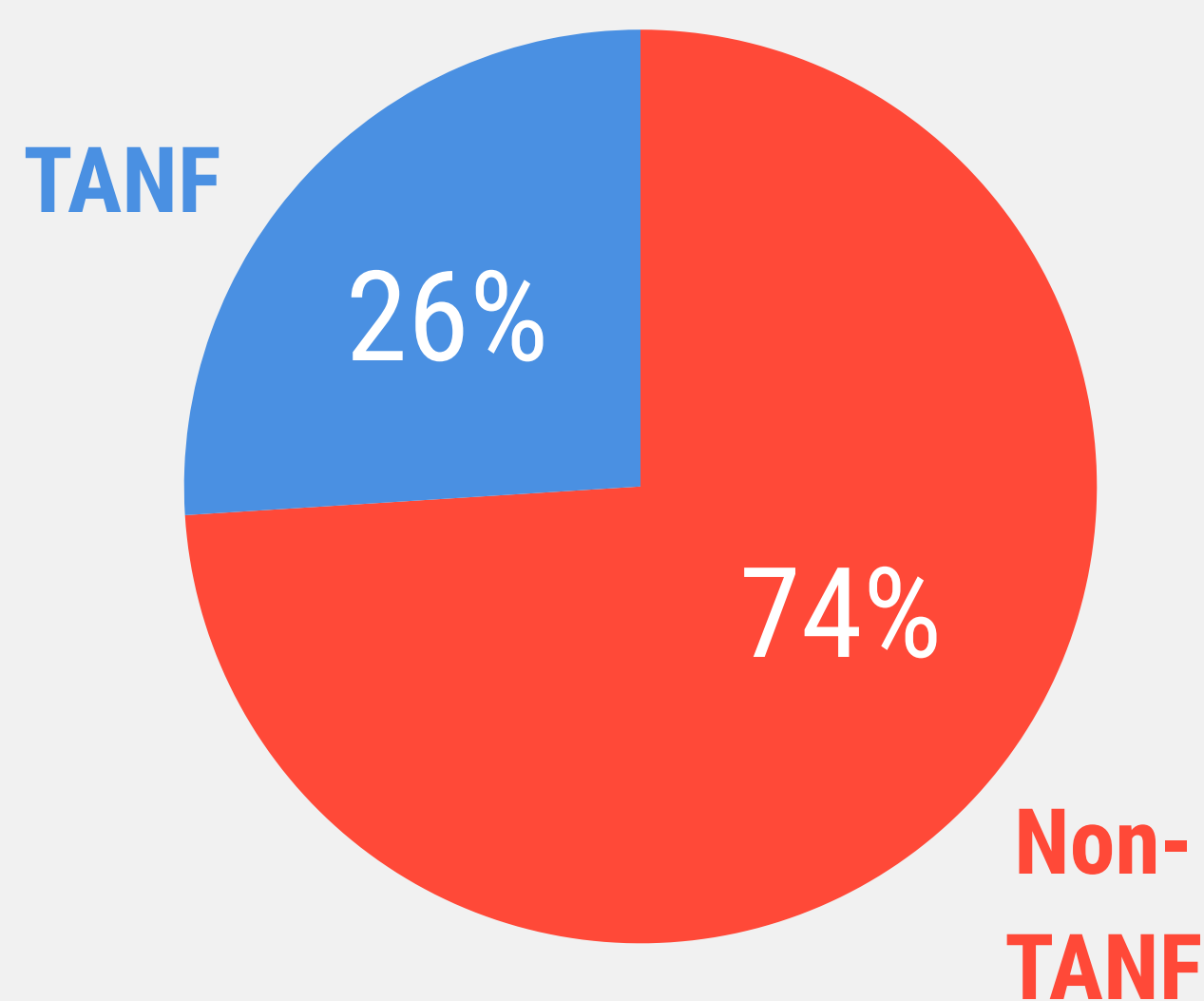
1 child (average)

56% were employed

\$32,709

were the median annual earnings among those employed

One in four custodians have received **TANF** in the past 20 years



Custodians were owed an annual average of **\$6,251** in current support in one year

77%

Percent of custodians owed current support

Custodians were owed a median of **\$4,278** in arrears

77%

Percent of custodians owed arrears

Custodians received an average annual payment of **\$7,359**

90%

Percent receiving a payment

65%

Percent of support received

Child support payments boosted employed custodians' income by **30%**



Less than **one in 10** custodians had support retained by the state

6%

\$927

Average annual payment retained by the state

Montgomery County

Custodian Snapshots by TANF Status, 2018

TANF

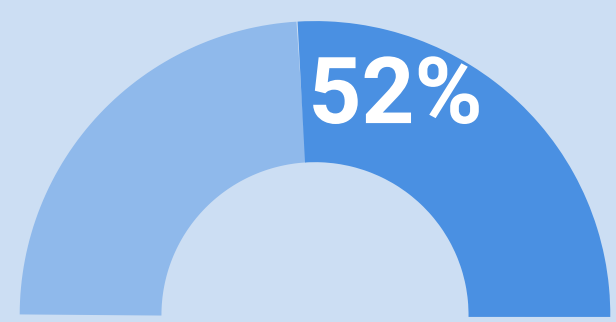
History of receipt in the previous 20 years

97%
are women

75%
are African American

38 years
was the average age

9%
were not biological parents



were employed at
some point in the
prior year

\$23,153

Median annual
earnings among
employed custodians

1 child support case

2 children

\$4,385 Average current
support due

\$4,686 Median arrears balance

Custodians received an average of **\$5,130**




Percent receiving
a payment




Percent of support
received

Child support
payments boosted
employed
custodians'
income by **30%**



One in five custodians had support
retained by the state



\$986

Average annual payment
retained by the state

Non-TANF

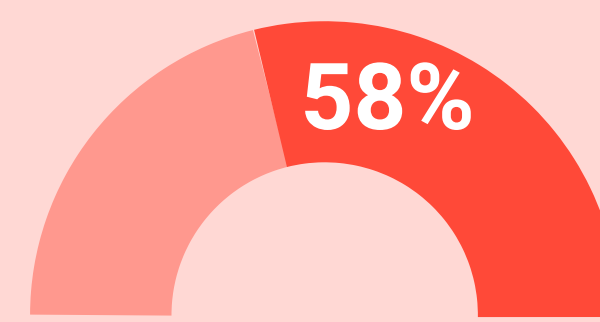
No history of receipt in the previous 20 years

95%
are women

44%
are African American

40 years
was the average age

1%
were not biological parents



were employed at
some point in the
prior year

\$37,305

Median annual
earnings among
employed custodians

1 child support case

1 child

\$6,823 Average current
support due

\$4,054 Median arrears balance

Custodians received an average of **\$8,022**



Percent receiving
a payment



Percent of support
received

Child support
payments boosted
employed
custodians'
income by **30%**



Very few custodians had support
retained by the state



\$227

Average annual payment
retained by the state

Data are based on a sample of 995 custodians who had an active child support case in July 2018. Payments are based on data between July 2017 and June 2018. TANF receipt is based only on participation in Maryland. Employment and median earnings are based on jobs covered by Unemployment Insurance in Maryland between July 2017 and June 2018.

For the full report on custodians, please visit
<https://familywelfare.umaryland.edu/reports1/ProfileofCustodiansJuly2018.pdf>



For more information, contact Letitia Logan Passarella:

llogan@ssw.umaryland.edu | 410.706.2479

Prince George's County

2018 Snapshot of Custodians

31,564

Custodians with a Case

19%

of the July 2018 Caseload

96%

are women

87%

are African American

40 years

was the average age

3%

were not biological parents

1 child support case (average)

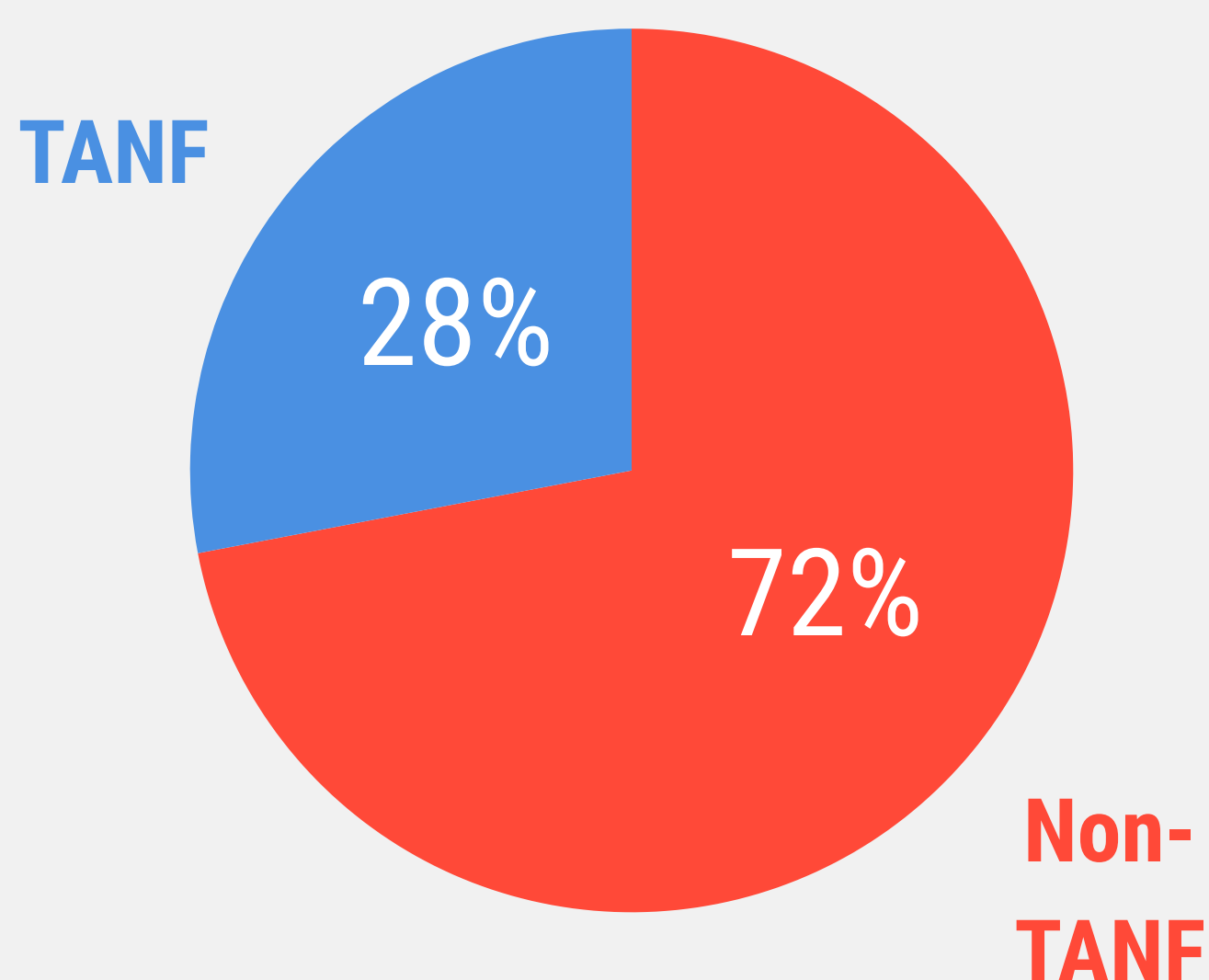
1 child (average)

39% were employed

\$31,786

were the median annual earnings among those employed

Three in 10 custodians have received **TANF** in the past 20 years



Custodians were owed an annual average of **\$6,209** in current support in one year

67%

Percent of custodians owed current support

Custodians were owed a median of **\$7,040** in arrears

71%

Percent of custodians owed arrears

Custodians received an average annual payment of **\$7,067**

88%

Percent receiving a payment

60%

Percent of support received

Child support payments boosted employed custodians' income by **43%**



Less than **one in 10** custodians had support retained by the state

5%

\$1,303

Average annual payment retained by the state

Prince George's County

Custodian Snapshots by TANF Status, 2018

TANF

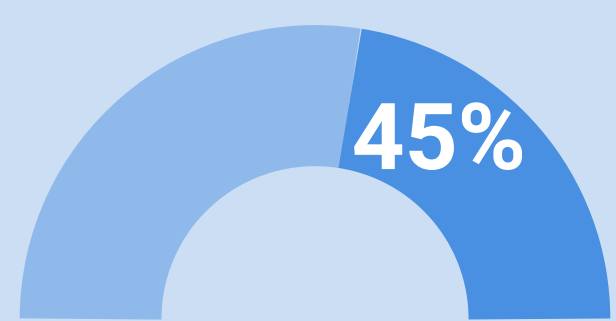
History of receipt in the previous 20 years

96%
are women

95%
are African American

38 years
was the average age

6%
were not biological parents



were employed at
some point in the
prior year

\$18,547

Median annual
earnings among
employed custodians

- 1 child support case
- 2 children

\$5,155 Average current
support due

\$8,688 Median arrears balance

Custodians received an average of **\$5,834**




Percent receiving
a payment



Percent of support
received

Child support
payments boosted
employed
custodians'
income by **44%**



More than **one in 10** custodians had
support retained by the state



\$1,336

Average annual payment
retained by the state

Non-TANF

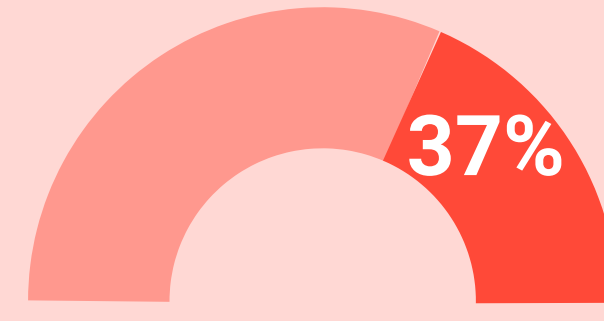
No history of receipt in the previous 20 years

96%
are women

83%
are African American

41 years
was the average age

1%
were not biological parents



were employed at
some point in the
prior year

\$38,249

Median annual
earnings among
employed custodians

- 1 child support case
- 1 child

\$6,553 Average current
support due

\$6,728 Median arrears balance

Custodians received an average of **\$7,437**



Percent receiving
a payment



Percent of support
received

Child support
payments boosted
employed
custodians'
income by **43%**



Very few custodians had support
retained by the state



\$1,192

Average annual payment
retained by the state

Data are based on a sample of 1,031 custodians who had an active child support case in July 2018. Payments are based on data between July 2017 and June 2018. TANF receipt is based only on participation in Maryland. Employment and median earnings are based on jobs covered by Unemployment Insurance in Maryland between July 2017 and June 2018.

For the full report on custodians, please visit
<https://familywelfare.umaryland.edu/reports1/ProfileofCustodiansJuly2018.pdf>



For more information, contact Letitia Logan Passarella:

llogan@ssw.umaryland.edu | 410.706.2479

Queen Anne's County

2018 Snapshot of Custodians

987

Custodians with a Case

1%

of the July 2018 Caseload

93%

are women

73%

are Caucasian

40 years

was the average age

4%

were not biological parents

1 child support case (average)

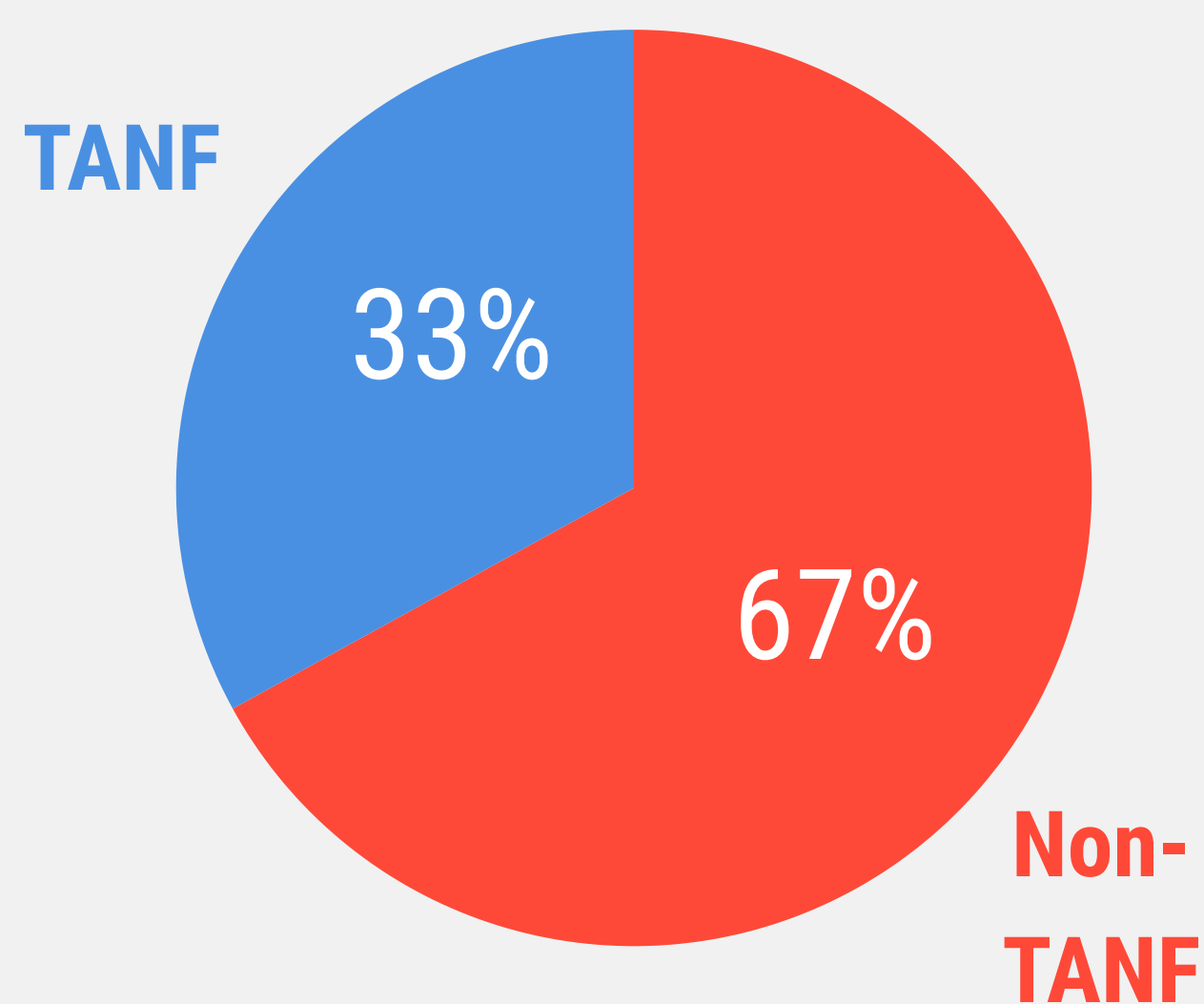
1 child (average)

61% were employed

\$31,520

were the median annual earnings among those employed

One in three custodians have received **TANF** in the past 20 years



Custodians were owed an annual average of **\$6,187** in current support in one year

75%

Percent of custodians owed current support

Custodians were owed a median of **\$4,216** in arrears

77%

Percent of custodians owed arrears

Custodians received an average annual payment of **\$6,590**

90%

Percent receiving a payment

64%

Percent of support received

Child support payments boosted employed custodians' income by **26%**



One in 10 custodians had support retained by the state

11%

\$808

Average annual payment retained by the state

Queen Anne's County

Custodian Snapshots by TANF Status, 2018

TANF

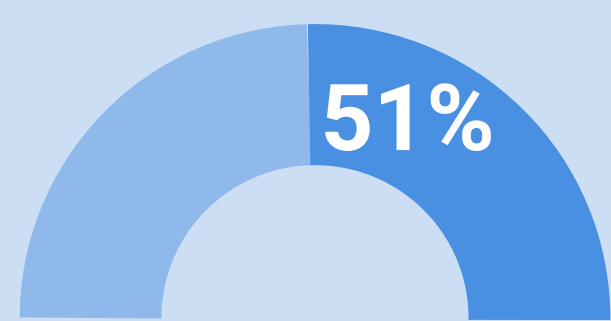
History of receipt in the previous 20 years

96%
are women

55%
are Caucasian

41 years
was the average age

10%
were not biological parents



were employed at
some point in the
prior year

\$17,537

Median annual
earnings among
employed custodians

1 child support case

1 child

\$4,711 Average current
support due

\$4,374 Median arrears balance

Custodians received an average of **\$5,261**




Percent receiving
a payment



Percent of support
received

Child support
payments boosted
employed
custodians'
income by **37%**



Three in 10 custodians had support
retained by the state



\$842

Average annual payment
retained by the state

Non-TANF

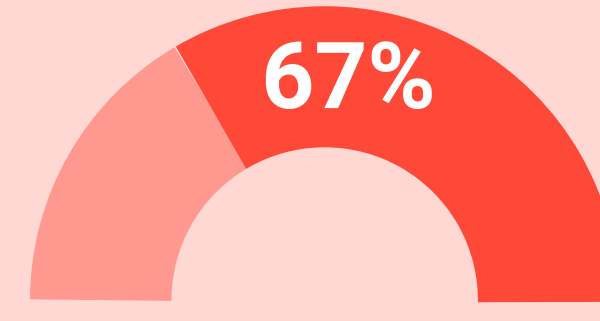
No history of receipt in the previous 20 years

91%
are women

82%
are Caucasian

40 years
was the average age

1%
were not biological parents



were employed at
some point in the
prior year

\$36,347

Median annual
earnings among
employed custodians

1 child support case

1 child

\$6,794 Average current
support due

\$4,032 Median arrears balance

Custodians received an average of **\$7,142**



Percent receiving
a payment



Percent of support
received

Child support
payments boosted
employed
custodians'
income by **24%**



Very few custodians had support
retained by the state



\$397

Average annual payment
retained by the state

Data are based on a sample of 512 custodians who had an active child support case in July 2018. Payments are based on data between July 2017 and June 2018. TANF receipt is based only on participation in Maryland. Employment and median earnings are based on jobs covered by Unemployment Insurance in Maryland between July 2017 and June 2018.

For the full report on custodians, please visit
<https://familywelfare.umaryland.edu/reports1/ProfileofCustodiansJuly2018.pdf>



For more information, contact Letitia Logan Passarella:

llogan@ssw.umaryland.edu | 410.706.2479

Somerset County

2018 Snapshot of Custodians

1,240

Custodians with a Case

1%

of the July 2018 Caseload

96%

are women

57%

are African American

38 years

was the average age

12%

were not biological parents

1 child support case (average)

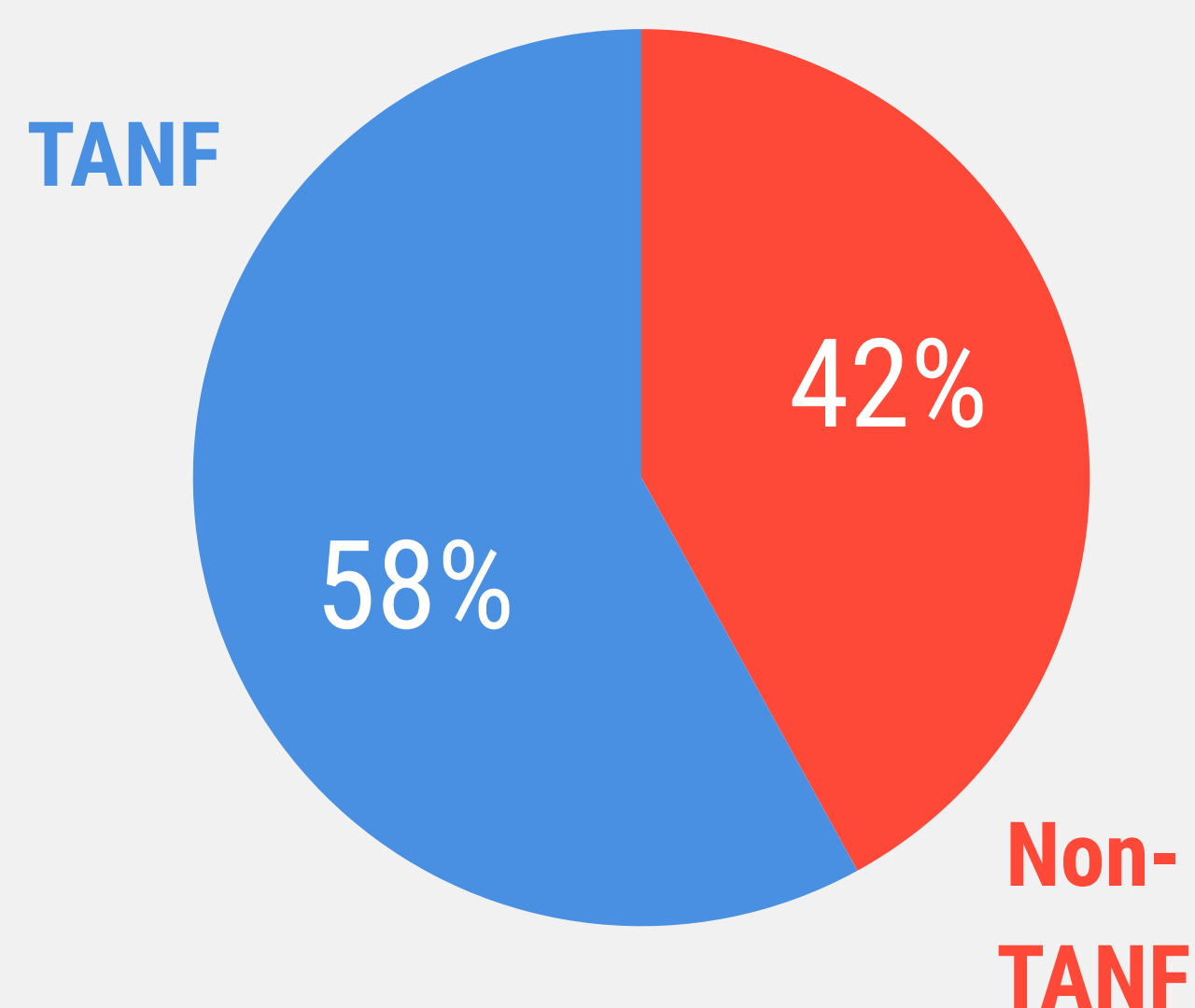
1 child (average)

64% were employed

\$23,270

were the median annual earnings among those employed

Three in five custodians have received **TANF** in the past 20 years



Custodians were owed an annual average of **\$3,530** in current support in one year

67%

Percent of custodians owed current support

Custodians were owed a median of **\$3,264** in arrears

76%

Percent of custodians owed arrears

Custodians received an average annual payment of **\$4,453**

82%

Percent receiving a payment

60%

Percent of support received

Child support payments boosted employed custodians' income by **21%**



One in five custodians had support retained by the state

22%

\$1,117

Average annual payment retained by the state

Somerset County

Custodian Snapshots by TANF Status, 2018

TANF

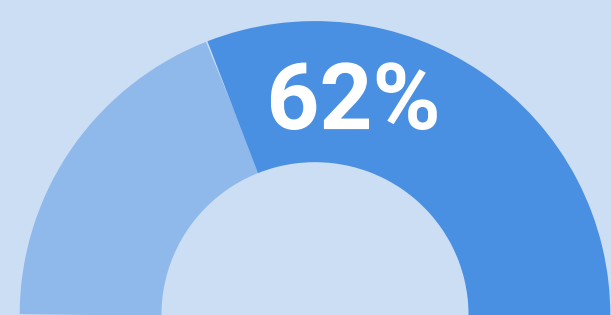
History of receipt in the previous 20 years

97%
are women

64%
are African American

37 years
was the average age

15%
were not biological parents



were employed at
some point in the
prior year

\$17,223

Median annual
earnings among
employed custodians

2 child support case

2 children

\$3,103 Average current
support due

\$3,715 Median arrears balance

Custodians received an average of **\$4,278**




Percent receiving
a payment



Percent of support
received

Child support
payments boosted
employed
custodians'
income by **22%**



Nearly **two in five** custodians had
support retained by the state



\$1,097

Average annual payment
retained by the state

Non-TANF

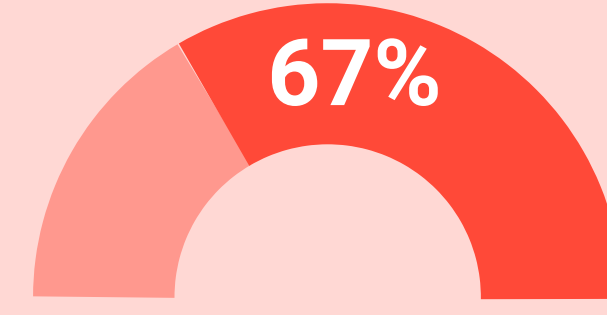
No history of receipt in the previous 20 years

95%
are women

51%
are Caucasian

38 years
was the average age

7%
were not biological parents



were employed at
some point in the
prior year

\$27,805

Median annual
earnings among
employed custodians

1 child support case

1 child

\$3,976 Average current
support due

\$3,076 Median arrears balance

Custodians received an average of **\$4,614**

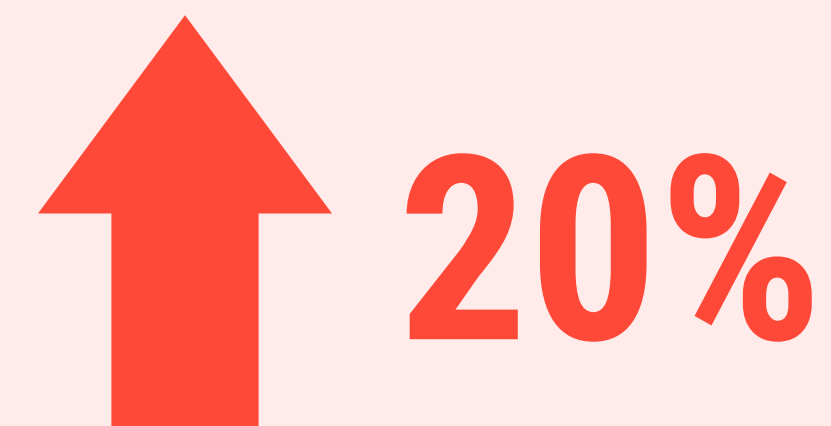


Percent receiving
a payment



Percent of support
received

Child support
payments boosted
employed
custodians'
income by **20%**



Very few custodians had support
retained by the state



\$1,541

Average annual payment
retained by the state

Data are based on a sample of 573 custodians who had an active child support case in July 2018. Payments are based on data between July 2017 and June 2018. TANF receipt is based only on participation in Maryland. Employment and median earnings are based on jobs covered by Unemployment Insurance in Maryland between July 2017 and June 2018.

For the full report on custodians, please visit
<https://familywelfare.umaryland.edu/reports1/ProfileofCustodiansJuly2018.pdf>



For more information, contact Letitia Logan Passarella:

llogan@ssw.umaryland.edu | 410.706.2479

St. Mary's County

2018 Snapshot of Custodians

3,848

Custodians with a Case

2%

of the July 2018 Caseload

92%

are women

55%

are Caucasian

37 years

was the average age

10%

were not biological parents

1 child support case (average)

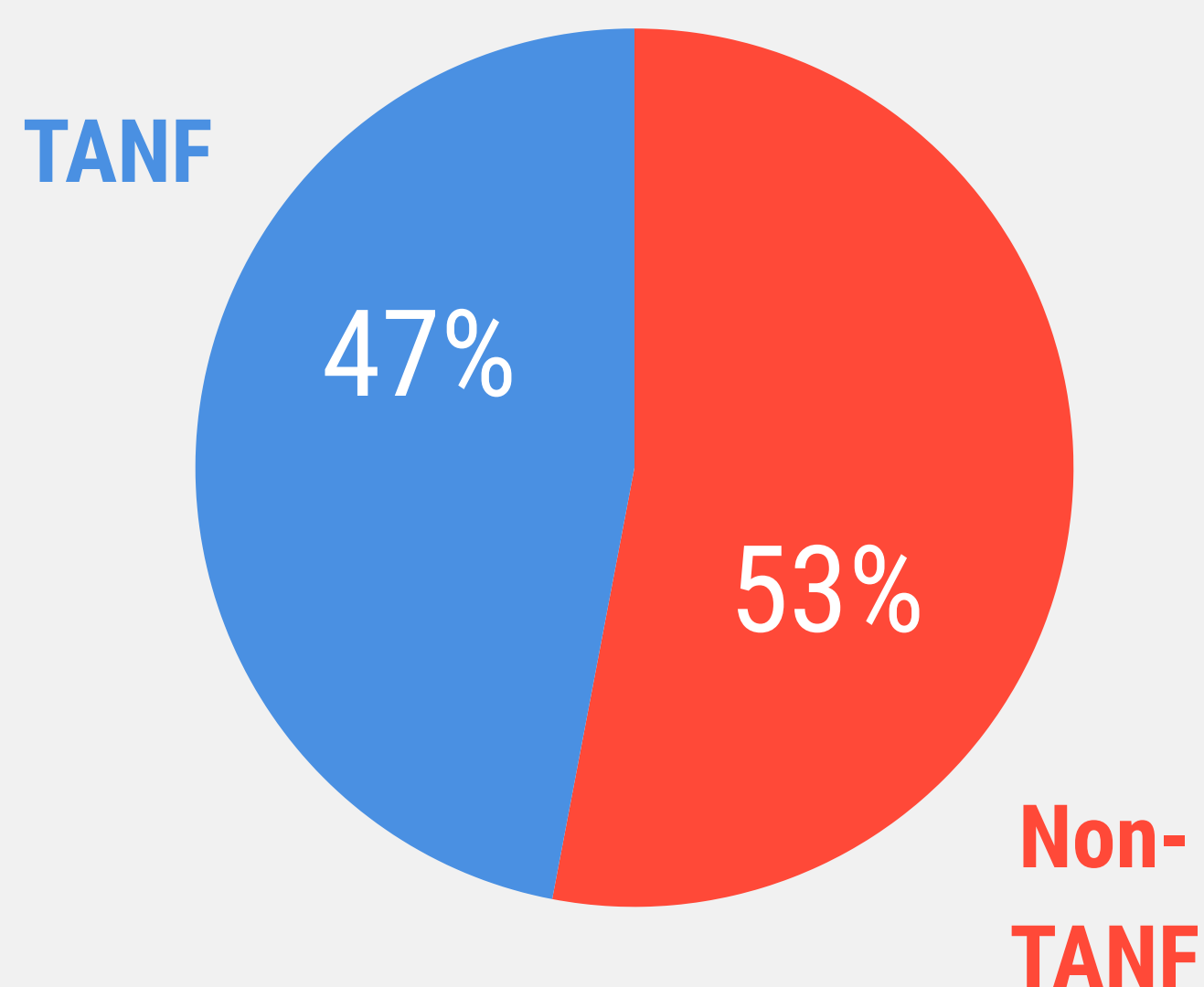
1 child (average)

57% were employed

\$27,761

were the median annual earnings among those employed

Almost **half** of custodians have received **TANF** in the past 20 years



Custodians were owed an annual average of **\$5,530** in current support in one year

66%

Percent of custodians owed current support

Custodians were owed a median of **\$5,269** in arrears

69%

Percent of custodians owed arrears

Custodians received an average annual payment of **\$6,410**

87%

Percent receiving a payment

59%

Percent of support received

Child support payments boosted employed custodians' income by **27%**



Nearly **one in five** custodians had support retained by the state

17%

\$1,537

Average annual payment retained by the state

St. Mary's County

Custodian Snapshots by TANF Status, 2018

TANF

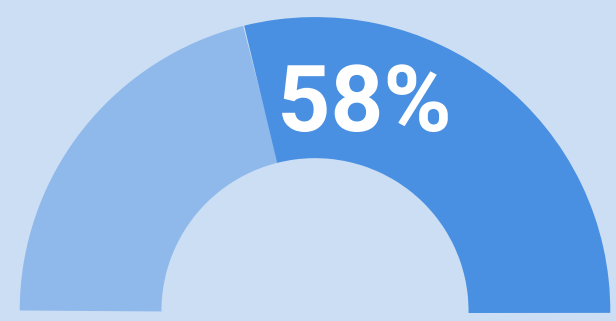
History of receipt in the previous 20 years

93%
are women

53%
are African American

37 years
was the average age

18%
were not biological parents



were employed at
some point in the
prior year

\$19,555

Median annual
earnings among
employed custodians

2 child support cases

2 children


\$4,377 Average current
support due

\$6,909 Median arrears balance

Custodians received an average of **\$5,409**




Percent receiving
a payment



Percent of support
received

Child support
payments boosted
employed
custodians'
income by **26%**



More than **one in three** custodians had
support retained by the state



\$1,533

Average annual payment
retained by the state

Non-TANF

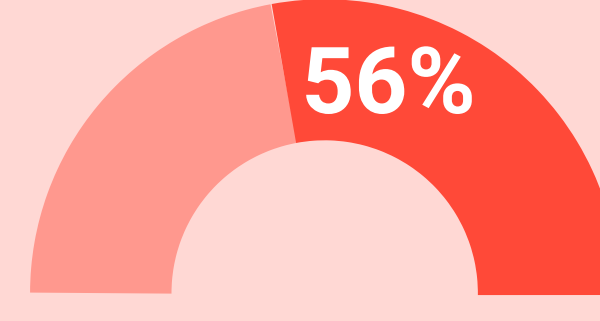
No history of receipt in the previous 20 years

91%
are women

65%
are Caucasian

37 years
was the average age

3%
were not biological parents



were employed at
some point in the
prior year

\$34,121

Median annual
earnings among
employed custodians

1 child support case

1 child

\$6,378 Average current
support due

\$3,799 Median arrears balance

Custodians received an average of **\$7,051**

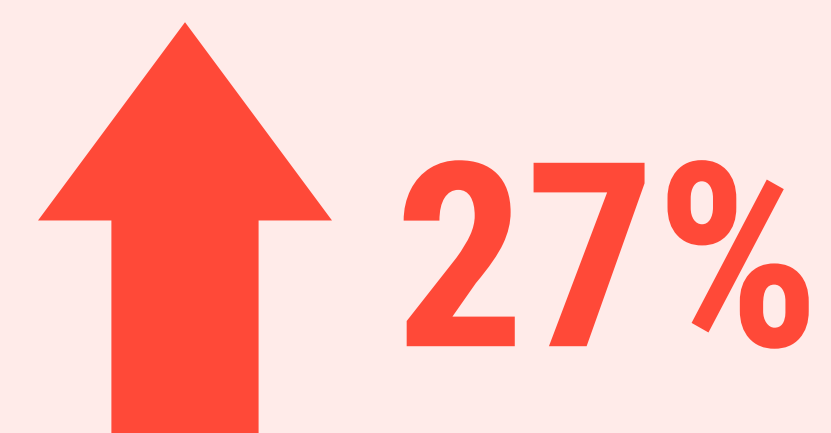


Percent receiving
a payment



Percent of support
received

Child support
payments boosted
employed
custodians'
income by **27%**



Very few custodians had support
retained by the state



\$1,642

Average annual payment
retained by the state

Data are based on a sample of 833 custodians who had an active child support case in July 2018. Payments are based on data between July 2017 and June 2018. TANF receipt is based only on participation in Maryland. Employment and median earnings are based on jobs covered by Unemployment Insurance in Maryland between July 2017 and June 2018.

For the full report on custodians, please visit
<https://familywelfare.umaryland.edu/reports1/ProfileofCustodiansJuly2018.pdf>



For more information, contact Letitia Logan Passarella:

llogan@ssw.umaryland.edu | 410.706.2479

Talbot County

2018 Snapshot of Custodians

819

Custodians with a Case

0.5%

of the July 2018 Caseload

95%

are women

53%

are Caucasian

39 years

was the average age

6%

were not biological parents

1 child support case (average)

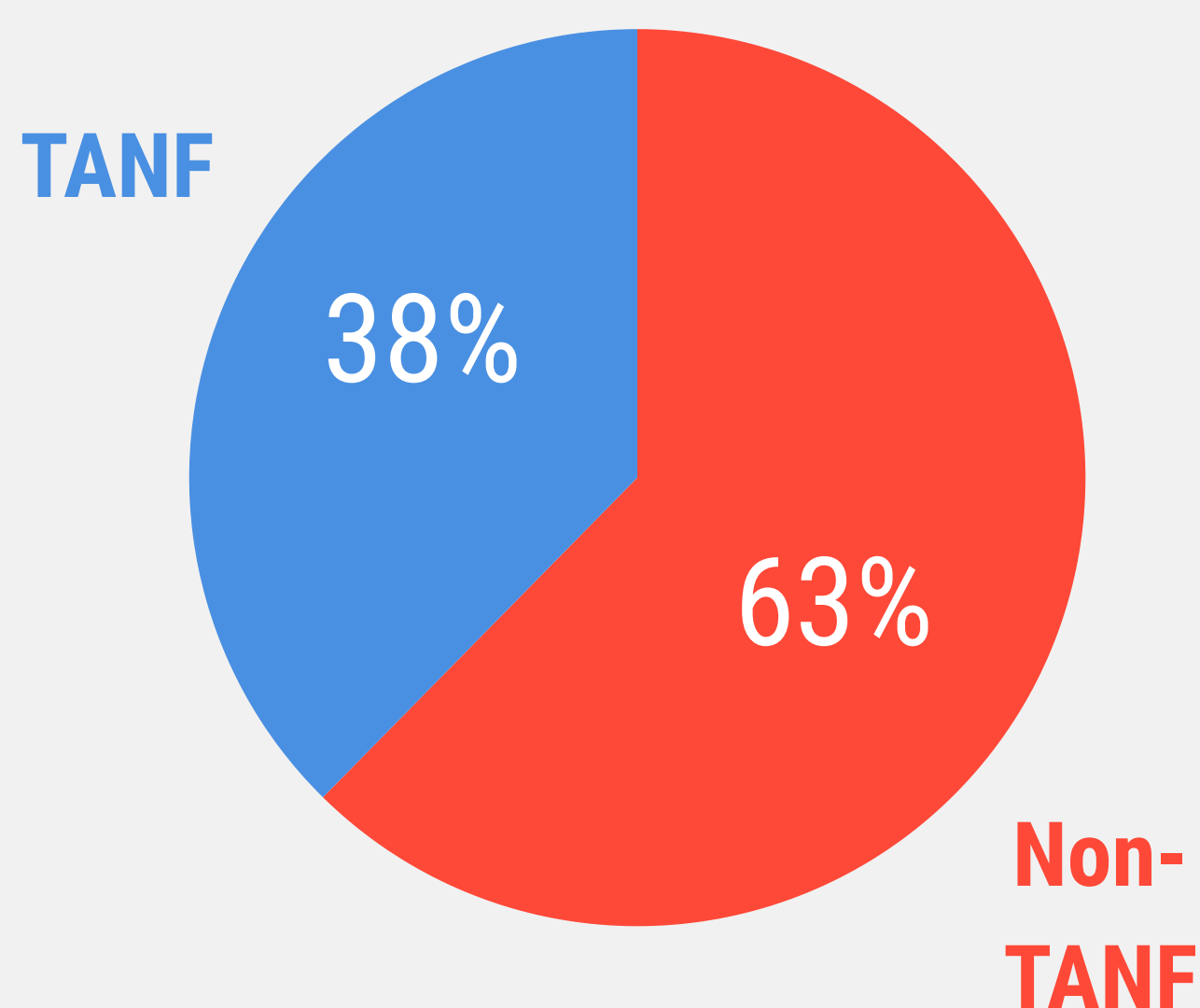
1 child (average)

67% were employed

\$27,959

were the median annual earnings among those employed

Two in five custodians have received **TANF** in the past 20 years



Custodians were owed an annual average of **\$5,083** in current support in one year

80%

Percent of custodians owed current support

Custodians were owed a median of **\$4,226** in arrears

81%

Percent of custodians owed arrears

Custodians received an average annual payment of **\$5,758**

92%

Percent receiving a payment

62%

Percent of support received

Child support payments boosted employed custodians' income by **26%**



One in 10 custodians had support retained by the state

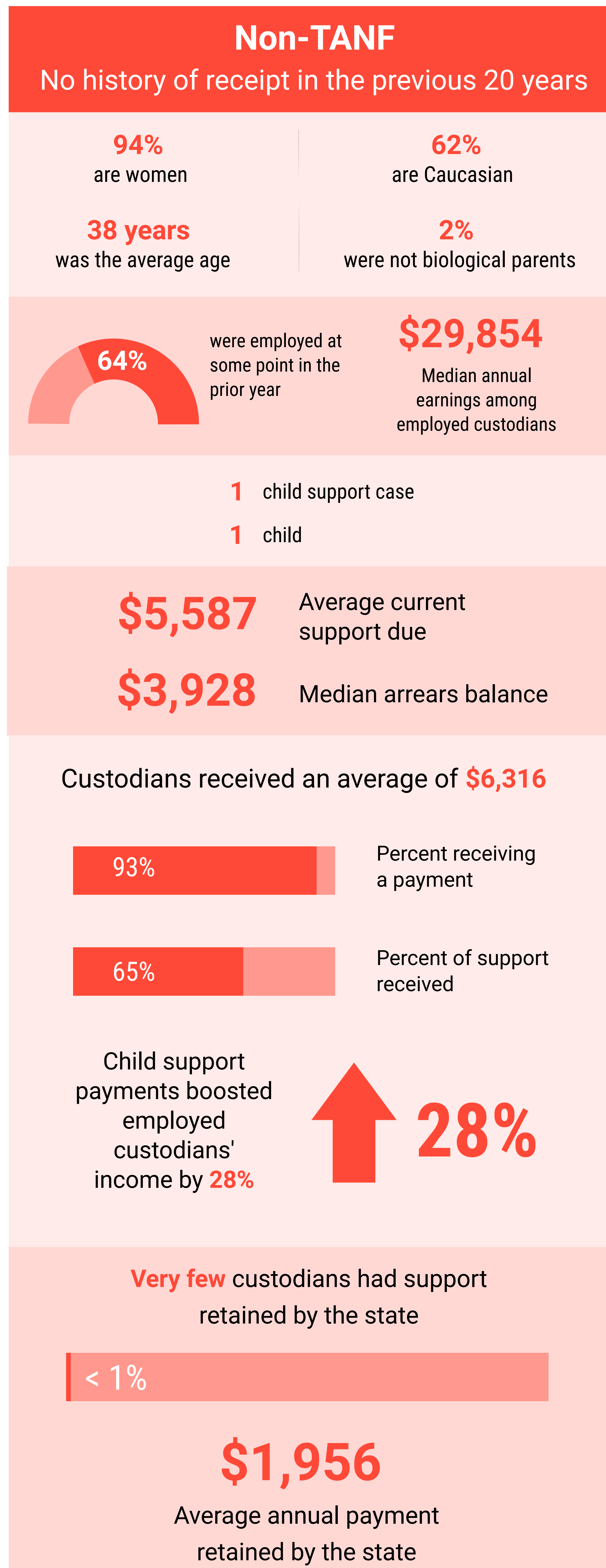
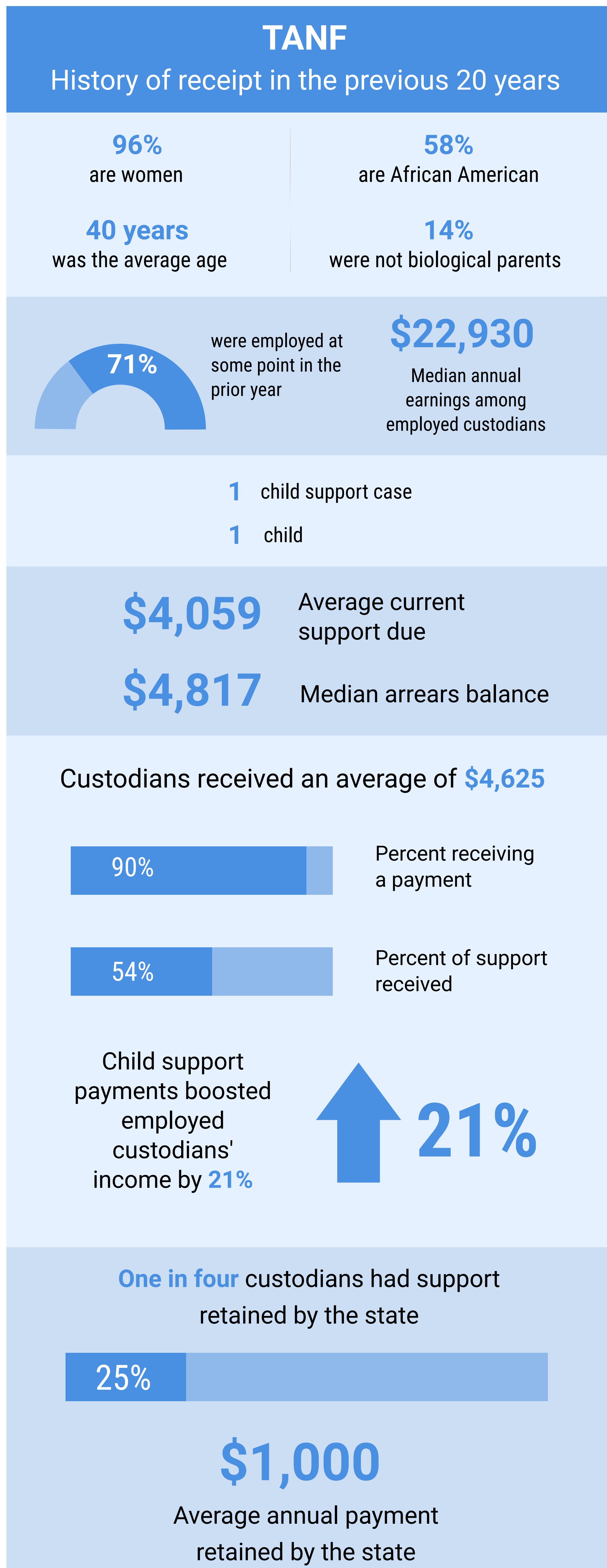
9%

\$1,121

Average annual payment retained by the state

Talbot County

Custodian Snapshots by TANF Status, 2018



Data are based on a sample of 464 custodians who had an active child support case in July 2018. Payments are based on data between July 2017 and June 2018. TANF receipt is based only on participation in Maryland. Employment and median earnings are based on jobs covered by Unemployment Insurance in Maryland between July 2017 and June 2018.

For the full report on custodians, please visit <https://familywelfare.umaryland.edu/reports1/ProfileofCustodiansJuly2018.pdf>



For more information, contact Letitia Logan Passarella:
llogan@ssw.umaryland.edu | 410.706.2479

Washington County

2018 Snapshot of Custodians

4,758

Custodians with a Case

3%

of the July 2018 Caseload

91%

are women

79%

are Caucasian

38 years

was the average age

10%

were not biological parents

1 child support case (average)

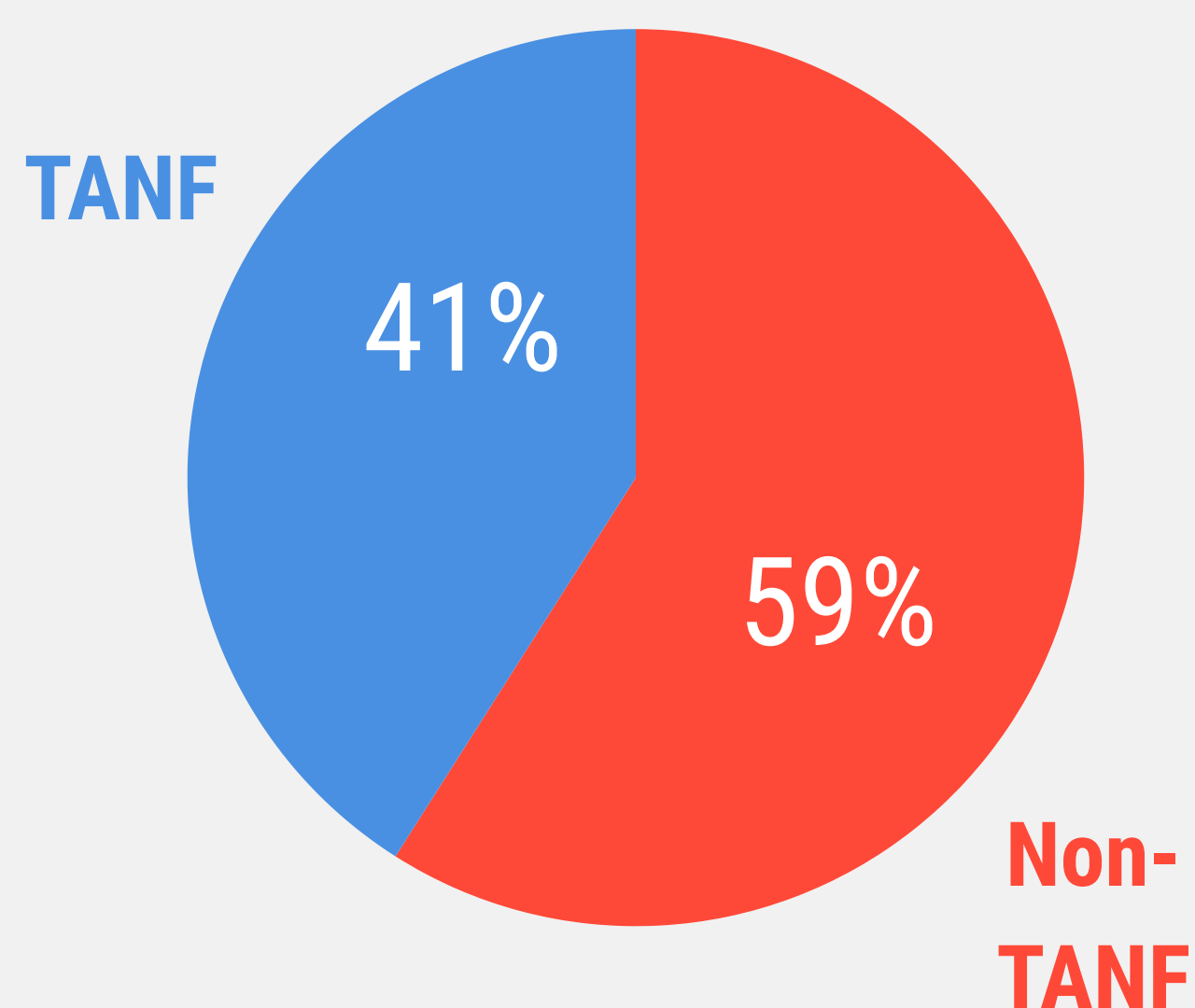
1 child (average)

61% were employed

\$23,007

were the median annual earnings among those employed

Two in five custodians have received **TANF** in the past 20 years



Custodians were owed an annual average of **\$4,216** in current support in one year

75%

Percent of custodians owed current support

Custodians were owed a median of **\$1,803** in arrears

74%

Percent of custodians owed arrears

Custodians received an average annual payment of **\$5,165**

92%

Percent receiving a payment

67%

Percent of support received

Child support payments boosted employed custodians' income by **26%**



One in five custodians had support retained by the state

18%

\$1,111

Average annual payment retained by the state

Washington County

Custodian Snapshots by TANF Status, 2018

TANF

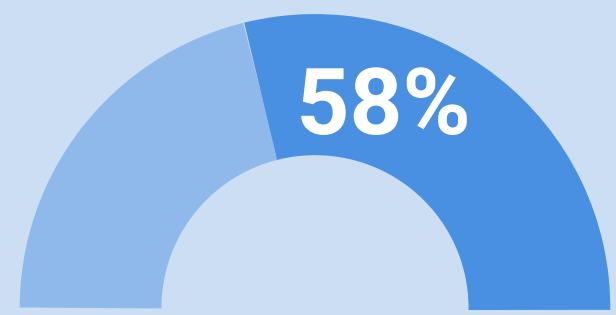
History of receipt in the previous 20 years

94%
are women

69%
are Caucasian

38 years
was the average age

19%
were not biological parents



were employed at
some point in the
prior year

\$15,409

Median annual
earnings among
employed custodians

1 child support case

2 children

\$3,138 Average current
support due

\$1,614 Median arrears balance

Custodians received an average of **\$4,111**




Percent receiving
a payment



Percent of support
received

Child support
payments boosted
employed
custodians'
income by **28%**



More than **two in five** custodians had
support retained by the state



\$1,019

Average annual payment
retained by the state

Non-TANF

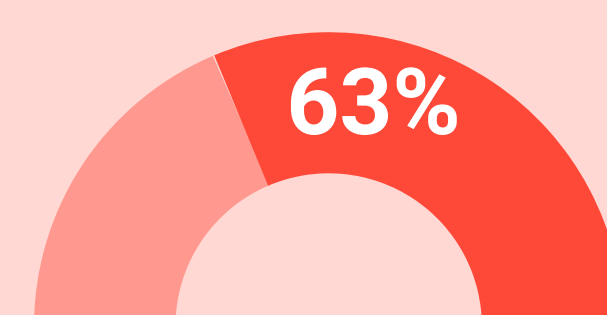
No history of receipt in the previous 20 years

90%
are women

85%
are Caucasian

37 years
was the average age

4%
were not biological parents



were employed at
some point in the
prior year

\$28,982

Median annual
earnings among
employed custodians

1 child support case

1 child

\$4,793 Average current
support due

\$2,012 Median arrears balance

Custodians received an average of **\$5,713**




Percent receiving
a payment



Percent of support
received

Child support
payments boosted
employed
custodians'
income by **25%**



Very few custodians had support
retained by the state



\$2,617

Average annual payment
retained by the state

Data are based on a sample of 872 custodians who had an active child support case in July 2018. Payments are based on data between July 2017 and June 2018. TANF receipt is based only on participation in Maryland. Employment and median earnings are based on jobs covered by Unemployment Insurance in Maryland between July 2017 and June 2018.

For the full report on custodians, please visit
<https://familywelfare.umaryland.edu/reports1/ProfileofCustodiansJuly2018.pdf>



For more information, contact Letitia Logan Passarella:

llogan@ssw.umaryland.edu | 410.706.2479

Wicomico County

2018 Snapshot of Custodians

3,737

Custodians with a Case

2%

of the July 2018 Caseload

97%

are women

61%

are African American

38 years

was the average age

8%

were not biological parents

1 child support case (average)

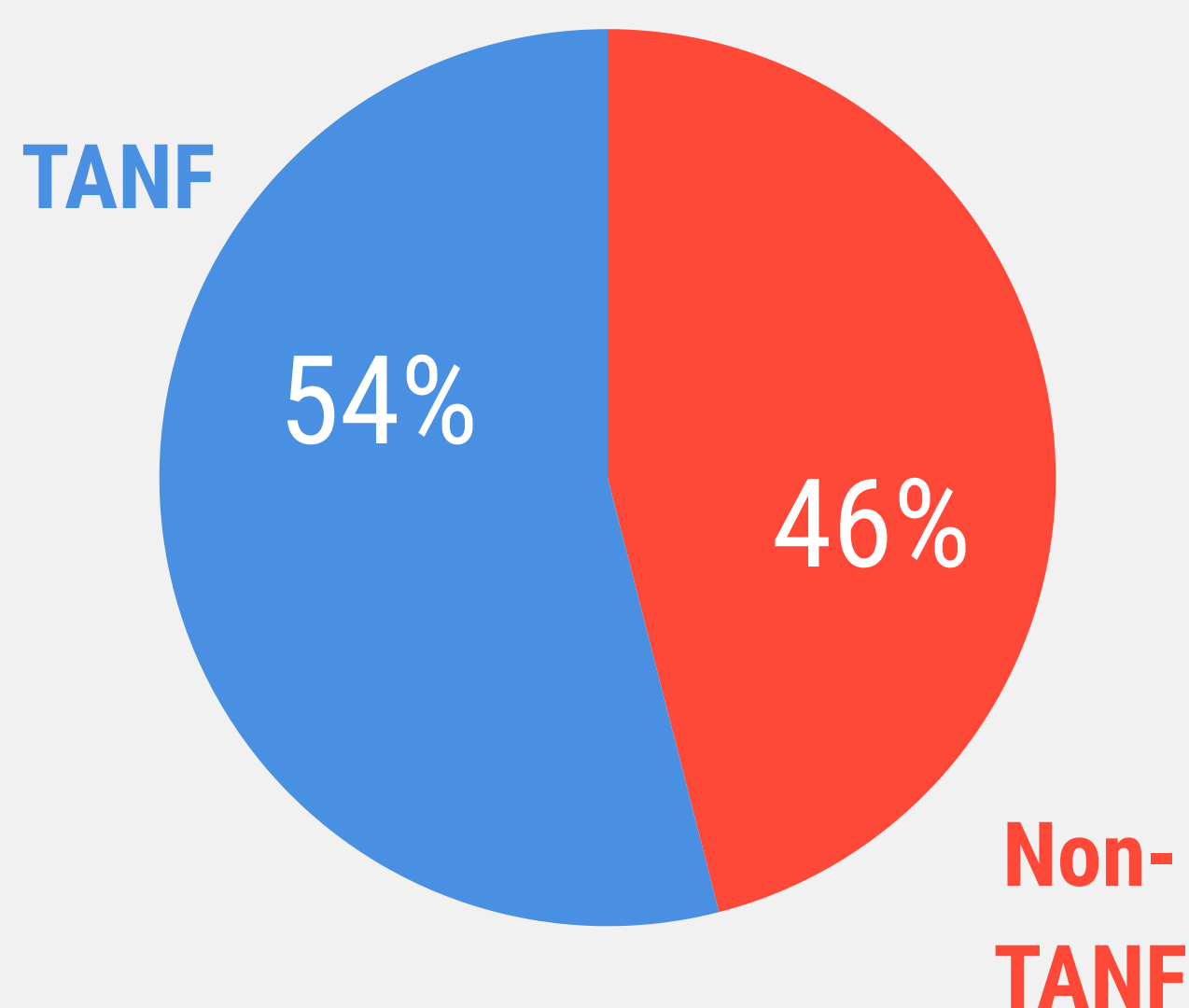
1 child (average)

62% were employed

\$22,155

were the median annual earnings among those employed

More than **half** of custodians have received **TANF** in the past 20 years



Custodians were owed an annual average of **\$3,840** in current support in one year

69%

Percent of custodians owed current support

Custodians were owed a median of **\$4,284** in arrears

75%

Percent of custodians owed arrears

Custodians received an average annual payment of **\$4,643**

87%

Percent receiving a payment

58%

Percent of support received

Child support payments boosted employed custodians' income by **22%**



One in five custodians had support retained by the state

20%

\$1,221

Average annual payment retained by the state

Wicomico County

Custodian Snapshots by TANF Status, 2018

TANF

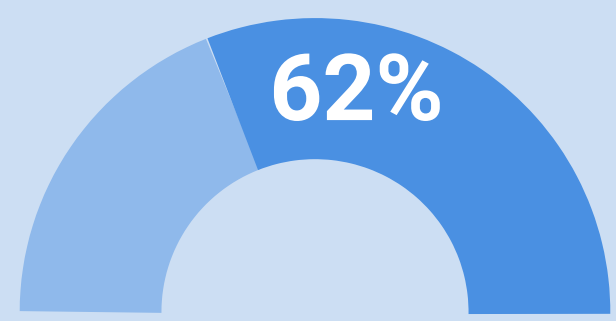
History of receipt in the previous 20 years

97%
are women

71%
are African American

38 years
was the average age

13%
were not biological parents



were employed at
some point in the
prior year

\$17,784

Median annual
earnings among
employed custodians

1 child support case

1 child


\$3,466 Average current
support due

\$4,947 Median arrears balance

Custodians received an average of **\$4,413**




Percent receiving
a payment



Percent of support
received

Child support
payments boosted
employed
custodians'
income by **24%**



More than **one in three** custodians had
support retained by the state



\$1,242

Average annual payment
retained by the state

Non-TANF

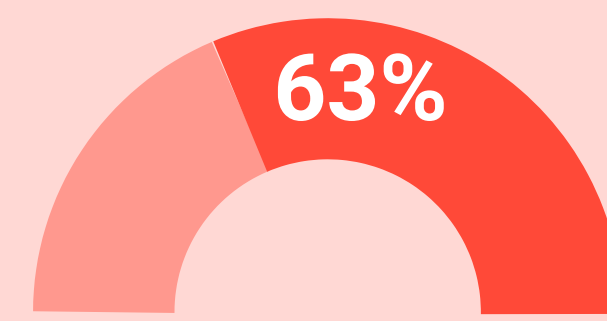
No history of receipt in the previous 20 years

97%
are women

50%
are Caucasian

37 years
was the average age

3%
were not biological parents



were employed at
some point in the
prior year

\$26,577

Median annual
earnings among
employed custodians

1 child support case

1 child

\$4,217 Average current
support due

\$3,902 Median arrears balance

Custodians received an average of **\$4,842**



Percent receiving
a payment



Percent of support
received

Child support
payments boosted
employed
custodians'
income by **21%**



Very few custodians had support
retained by the state



\$649

Average annual payment
retained by the state

Data are based on a sample of 829 custodians who had an active child support case in July 2018. Payments are based on data between July 2017 and June 2018. TANF receipt is based only on participation in Maryland. Employment and median earnings are based on jobs covered by Unemployment Insurance in Maryland between July 2017 and June 2018.

For the full report on custodians, please visit
<https://familywelfare.umaryland.edu/reports1/ProfileofCustodiansJuly2018.pdf>



For more information, contact Letitia Logan Passarella:

llogan@ssw.umaryland.edu | 410.706.2479

Worcester County

2018 Snapshot of Custodians

1,295

Custodians with a Case

1%

of the July 2018 Caseload

94%

are women

50%

are African American

39 years

was the average age

10%

were not biological parents

1 child support case (average)

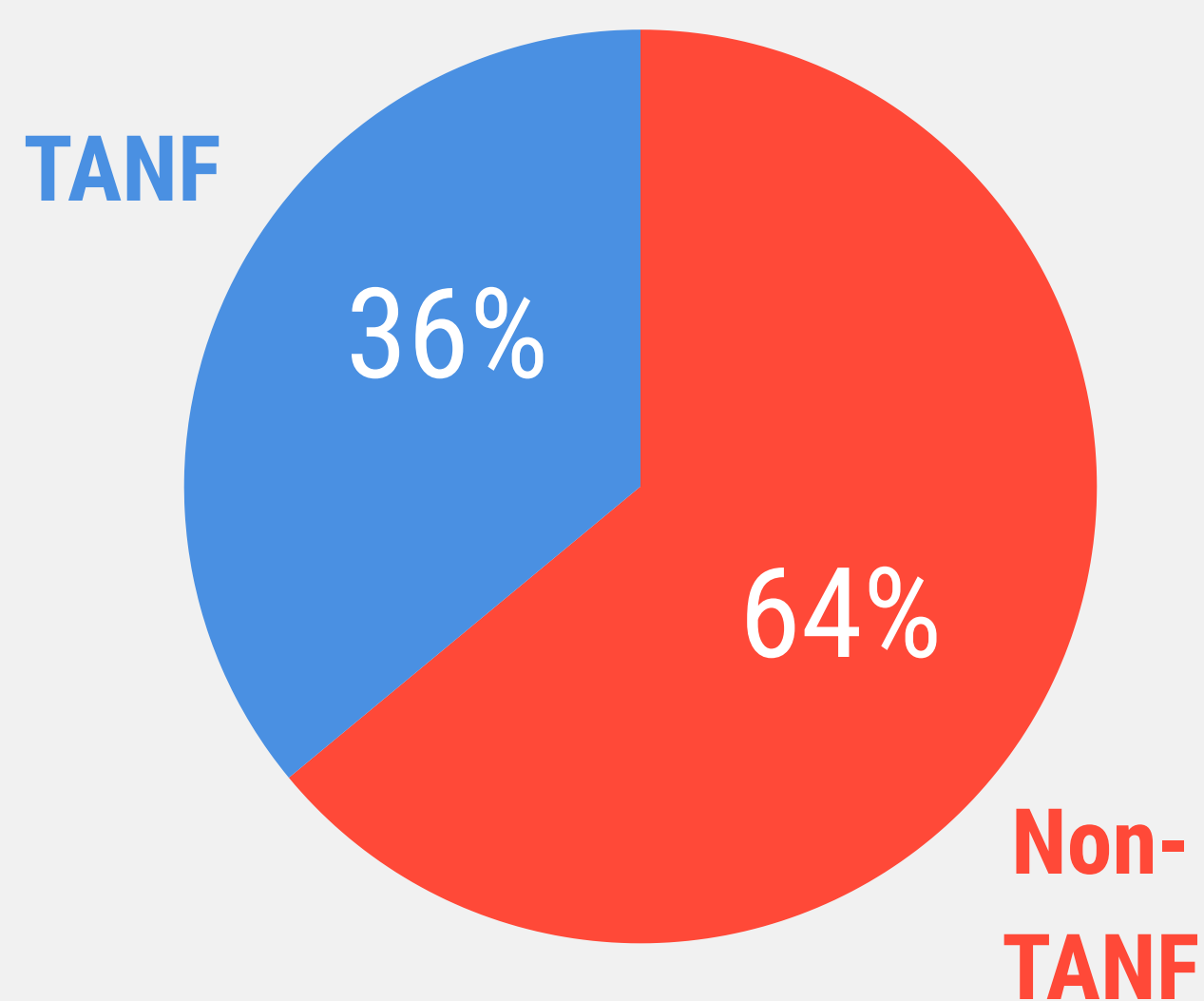
1 child (average)

61% were employed

\$22,812

were the median annual earnings among those employed

More than **one in three** custodians have received **TANF** in the past 20 years



Custodians were owed an annual average of **\$3,845** in current support in one year

67%

Percent of custodians owed current support

Custodians were owed a median of **\$4,109** in arrears

80%

Percent of custodians owed arrears

Custodians received an average annual payment of **\$4,738**

89%

Percent receiving a payment

58%

Percent of support received

Child support payments boosted employed custodians' income by **24%**



More than **one in 10** custodians had support retained by the state

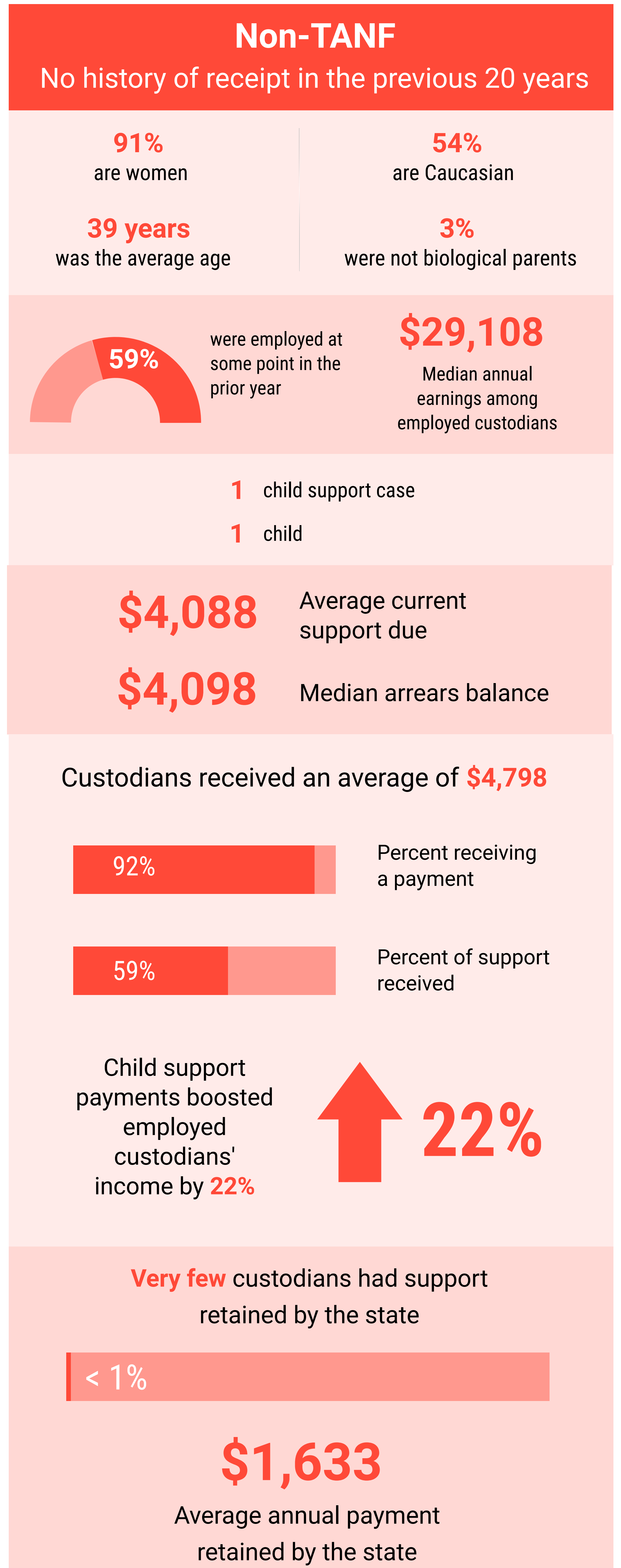
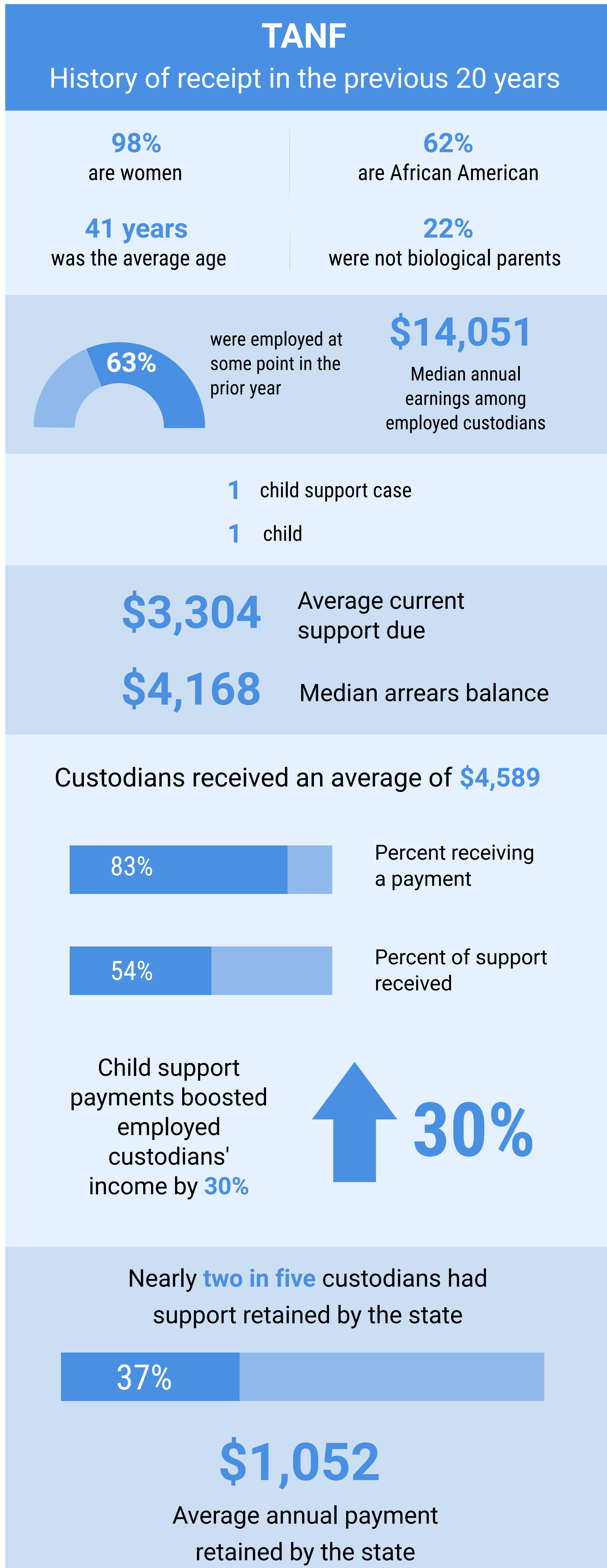
13%

\$1,060

Average annual payment retained by the state

Worcester County

Custodian Snapshots by TANF Status, 2018



Data are based on a sample of 584 custodians who had an active child support case in July 2018. Payments are based on data between July 2017 and June 2018. TANF receipt is based only on participation in Maryland. Employment and median earnings are based on jobs covered by Unemployment Insurance in Maryland between July 2017 and June 2018.

For the full report on custodians, please visit <https://familywelfare.umaryland.edu/reports1/ProfileofCustodiansJuly2018.pdf>



For more information, contact Letitia Logan Passarella:
llogan@ssw.umaryland.edu | 410.706.2479