

Back to the Future: Measuring the Effects of Community Based Practice

**Diane DePanfilis, Ph.D. , M.S.W. ,
Joy Swanson Ernst, Ph.D., M.S.W,
Esta Glazer Semmel, L.C.S.W.-C.,
University of Maryland, School of Social Work**

***National Association for Family-Based Services
13th Annual Empowering Families Conference
Baltimore, December 1-4, 1999***

Acknowledgements:

- Family Connections is a program of the University of Maryland School of Social Work in collaboration with the School of Medicine.
- Services are provided by MSW interns in faculty field based units in the community.

Funding:

Family Connections is partially supported by the U.S.D.H.H.S, Children's Bureau, Grant No. 90CA1580.

Family Connections Goals

- To reach out and provide services to families who may be under stress
- To test the relative effectiveness of 4 alternate intervention strategies
- To measure our results to help families achieve outcomes of safety, well being, and stability.

Why is this important?

- Many families struggle to meet the basic needs of their children
- Our mandated systems get involved too late
- We need to understand more about what models are most successful to reach families early



Purposes of presentation

- To describe an evaluation of community based practice.
- To demonstrate methods for measuring outcomes via computer assisted interview protocols and an automated case management system.
- To provide preliminary information about what we are learning.

Evaluation approach

- Defining the questions & design
- Defining selection criteria
- Developing the intervention model
- Selecting measures and methods of measurement

Research questions

- Does length of service make a difference in outcome?
- Does receiving a group intervention (in addition to a home based intervention) make a difference in outcome?

Research design

- Factorial design
- Randomizing families in 4 groups:
 - home based for 3 months
 - home based for 9 months
 - home based with group for 3 months
 - home based with group for 9 months
- Automated interview at baseline, case closure and 6 month following closure
- Self report & observational measures integrated with intervention

Basic Screening Criteria

- The family lives in the West Side Empowerment Zone
- There is a child between 5 and 11 years living in the household
- There is no current CPS involvement
- The family is willing to participate

Defining Neglect Risk

- Inadequate/delayed health care
- Inadequate nutrition
- Poor personal hygiene
- Inadequate clothing

Defining Neglect Risk

- Unsafe household conditions
- Unsanitary household conditions
- Unstable living conditions
- Shuttling
- Inadequate supervision
- Inappropriate substitute caregiver

Defining Neglect Risk

- Drug-exposed newborn
- Inadequate nurturance
- Isolating
- Witnessing violence
- Permitting alcohol/drug use

Defining Neglect Risk

- Permitting maladaptive behavior
- Delay with mental health care
- Chronic truancy
- Unmet special educational needs

Caregiver risk criteria

- Unemployed/over-employed
- Mental health problem
- Alcohol or drug problem
- Homelessness
- Domestic violence

Child risk criteria

- Behavior or mental health problem
- Physical disability
- Developmental disability
- Learning disability
- More than 3 children in home

Philosophical Principles of Intervention

- Community outreach
- Family assessment and tailored interventions
- Helping alliance
- Empowerment approaches
- Strengths perspective

Philosophical Principles

- Cultural sensitivity
- Developmental appropriateness
- Outcome driven service plans
- Emphasis on positive attitudes and qualities of helpers

Intervention Outcomes

- Family Maintenance and Safety
- Family Member Functioning
- Family Functioning
- Problem Solving
- Social Support
- Care of Children

Family Maintenance and Safety

- The family demonstrates the ability to meet the basic needs of the family for food, clothing, housing, and health care

Family Member Functioning

- Caregiver

- The caregiver demonstrates abilities to achieve self sufficiency, cope with daily stresses, manage emotions, and control impulses

Family Member Functioning

- Children

- The children demonstrate developmental appropriateness in all areas of functioning

Family Functioning

- The family demonstrates strength in multiple areas such as family-identity, information sharing, coping and resources and uses non-violent methods to resolve family conflict

Problem Solving

- Family members demonstrate abilities and motivation to accurately identify and solve problems

Social Support

- The family has access to and effectively uses extended family, friends, and other systems to meet social support functions, i.e., emotional, child related, financial, instrumental, and formal

Care of Children

- Caregivers demonstrate appropriate attitudes and skill to meet the unique needs of their children

Research Protocols

- Self-administered computer assisted interview
- Asks questions about: child functioning, caregiver childhood history, caregiver functioning, neglectful behaviors or conditions, family functioning, social support, health, alcohol abuse, mental health, social desirability, drug abuse, housing and neighborhood , relationship with intern



Hello! Thank you for agreeing to participate in The Family Connections. We are looking forward to working together to help your family grow stronger. We also hope to learn from you.

Chances are, this is your first time to be interviewed using a computer. This is just one of the exciting things about this project.

Almost like when you first learned to ride a bike or take a bus, at first it may seem hard, but after awhile it should be easier and you'll wonder what all the fuss was about. So, just sit back and relax...

At any time during this interview, you can always ask the project staff any questions you might have.

Hit any key to begin.

[P](#)revious[N](#)ext[H](#)elp

The next set of questions is a list of items that describe children and youth.

For each item that describes **RANDY**
NOW OR WITHIN THE PAST SIX MONTHS,
please choose:

2 if the item is very true or often true of **RANDY**

1 if the item is somewhat true or sometimes true of **RANDY**

0 if the item is not true of **RANDY**

Please answer all items as well as you can, even if some do not seem to apply to your child.

Hit any key when you are ready.

Previous: SPACE/ENTER

Previous

Next

Help

Acts too young for his/her age

0 = Not True

1 = Somewhat or Sometimes True

2 = Very True or Often True

(Press the appropriate number)

Previous

Next

Help

The next questions are about what it was like when you were living with your parents. "Parents" refer to the person or people who raised you.

If you lived with different parents at different times, or if there is a question that applies only to part of the time when you were growing up, you should answer for the parent or part of the time that you think had the most influence on you.

Hit any key to continue.

[P](#)revious[N](#)ext[H](#)elp

AboutDi2

For each of the following statements, decide how well it describes your life with your parents.

Choose "1" or "Strongly Agree" if it is a very good description of either or both of your parents.

Choose "4" or "Strongly Disagree" if it does not describe either of them at all.

Choose "Agree" or "Disagree" if the description falls somewhere between.

Hit any key to begin.

Previous: SPACE/ENTER

Previous

Next

Help

Took me places where I could learn things, like a zoo or library

1 = Strongly Agree

2 = Agree

3 = Disagree

4 = Strongly Disagree

[P](#)revious

[N](#)ext

[H](#)elp

AAPI DIR

The next questions show statements about parenting and raising children. You will be asked to decide how much you agree or disagree with each statement by pointing to one of the responses.

Hit any key to continue.

Previous Answer: 2

[Previous](#)[Next](#)[Help](#)

AAPI 1

Young children should be expected to comfort their mother when she is feeling blue.

Strongly
Agree

Agree

Uncertain

Disagree

Strongly
Disagree

Point to your answer using the <- and -> arrow keys,
then press ENTER.

Previous

Next

Help

I feel trapped by my responsibilities as a parent.

Strongly
Agree

Agree

Unsure

Disagree

Strongly
Disagree

Point to your answer using the <- and -> arrow keys,
then press ENTER.

Previous

Next

Help

During the last 12 months, has this event occurred in your immediate family? (NOTE: "Immediate family" means someone who lives in your household.)

(Press Y for Yes and N for No)

Divorce

Yes

No

Previous

Next

Help

Neg11

How often in the last year did your household
run out of money for food?

0 = Rarely or never

1 = One to three times a month

2 = One time a week

3 = Most days

[P](#)revious

[N](#)ext

[H](#)elp

This next set of questions is about relationships between adults. During the last three months, have you been in a marital or dating relationship?

0 = No

1 = Yes

Previous Answer: 1

Previous

Next

Help

My partner threw something at me that could hurt.

How often did this happen?

- 1 = Once in the past year
- 2 = Twice in the past year
- 3 = 3 to 5 times in the past year
- 4 = 6 to 10 times in the past year
- 5 = 11 to 20 times in the past year
- 6 = More than 20 times in the past year
- 7 = Not in the past year, but it did happen before
- 0 = This has never happened

(Press a number from 0 to 7)

[P](#)revious

[N](#)ext

[H](#)elp

In answering the next set of questions, please think about your relationships with friends and family right now.

Please answer how much you agree or disagree with each statement.

Hit any key when you are ready.


Previous: SPACE/ENTER

Previous

Next

Help

There is no one I can turn to for help in times of stress.



1
Strongly
Disagree

2
Disagree

3
Agree

4
Strongly
Agree

Previous Answer Shown

Previous

Next

Help

The next few questions are about drinking alcoholic beverages.

Do you now drink or have you ever drunk alcoholic beverages?

0 = NO

1 = YES

Previous

Next

Help

Have you ever felt bad or guilty about your drinking?

0 = NO

1 = YES

[Previous](#)

[Next](#)

[Help](#)

CESDINTR

The next questions are about how you have been
Feeling in the last week.

Hit any key when you are ready.

Previous: SPACE/ENTER

Previous

Next

Help

As you read the following statements, please answer how often you felt or behaved this way IN THE LAST WEEK.

I was bothered by things that usually don't bother me.

0 = Rarely or none of the time (less than 1 day)

1 = Some or a little of the time (1 to 2 days)

2 = Occasionally or a moderate amount of time (3 to 4 days)

3 = Most or all of the time (5 to 7 days)

(Press the appropriate number)

Previous Answer: 2

Previous

Next

Help

Have you ever used AT LEAST ONE drug on this list to get high, or for other mental effects or more than was prescribed, or for longer than a doctor wanted you to?

1. Marijuana: hashish, bhang, ganja
2. Stimulants: Amphetamines, khat, betel nut
3. Sedatives: Barbiturates, sleeping pills, Seconal, Valium, Librium, tranquilizers, Quaaludes, Xanax.
4. Cocaine: coca leaves
5. Heroin
6. Opiates: Codeine, Demerol, morphine, Percodan, Darvon, opium, Dilaudid
7. PCP
8. Psychedelics: LSD, mescaline, peyote, psilocybi, DMT
9. Inhalants: glue, toluene, gasoline
10. Other: nitrous oxide, amyl nitrite

0 = No

1 = Yes

(Please press the correct number)

Previous

Next

Help

Which ones have you used more than FIVE TIMES?

(Please check all that apply by using the arrow keys, then pressing the <spacebar>. When you are finished, press ENTER or Next.)

- STIMULANTS
- SEDATIVES
- COCAINE
- CRACK
- HEROIN
- OPIATES
- METHADONE
- PCP
- PSYCHEDELICS
- INHALANTS

Previous

Next

Help

The last set of questions is about your housing and neighborhood conditions. First, we list some statements about housing problems. We want you to answer about how frequently during the last year you had these problems.

These questions refer to any place you have lived in during the last year, not just where you are living now.

Hit any key to continue.

[P](#)revious[N](#)ext[H](#)elp

How frequently during the last year did you have problems with not enough heat or hot water?

0 = Not at all

1 = Not too frequently

2 = Frequently

3 = Very frequently

Previous Answer: 2

Previous

Next

Help

NHOODDIR

This next section asks questions about the neighborhood
You are living in right now. Please answer how each
Statement fits the way you feel about your neighborhood.

Hit any key to continue.

Previous: SPACE/ENTER

Previous

Next

Help

There is a good place (e.g., playground) for children
to play in my neighborhood.

1 = Strongly Agree

2 = Agree

3 = Not sure

4 = Disagree

5 = Strongly Disagree

Previous

Next

Help

END

CONGRATULATIONS!

You have reached the conclusion of the interview!


Thank you very much for your cooperation.

Please feel free to ask the interviewer any questions or concerns you might have.

[Previous](#)[Next](#)[Help](#)

Family Connections

Case Management System



Purposes of the Case Management System

- Provide a framework for the intern to learn a practice model.
- Support the field instructor in the management and teaching roles.
- Document and measure the achievement of outcomes.
- Document what services are provided.

What information do we track?

- Screening criteria
- Family needs and strengths
- Desired family outcomes
- Services that are provided
- Level of achievement of outcomes

Self-Report Measures

- Needs based assessment scales
 - Family Resource Scale
 - Support Functions Scale
 - Family Needs Scale
- Social support scales
 - Family Support Scale
 - Personal Network Matrix
- Family Functioning Style Scale

Observational Measures

- Child Well-being Scales
- Family Risk Scales



Full Version - Network (Ver 1.05)

Do you want to:

- Enter or Edit referral data
- Enter or Edit household data?
- Enter or Edit assessment data?
- Enter or Edit services reports?
- Enter or Edit outcomes data?
- Enter or Edit personnel data?
- Enter or Edit financial assistance data?
- End this session?





Referral ID **Date That Referral Was Received** **Referral Source**
Number) [] [] []

Staff Member **Referral Source Type**
[] []

Where Did The Referral Source Hear Of Family Connections?
[]

SCREENING CRITERIA – PHASE 1

WEST SIDE EMPOWERMENT ZONE YES NO

CHILD 5 TO 11 YES NO

STABLE RESIDENCE W/CAREGIVER YES NO

NO CURRENT CPS HISTORY YES NO

FAMILY WILLING YES NO

Close Form

Save Data



Full Version Network Version 1.01

Do you want to:

- Add new contact attempt information
- Add household composition information
- Update household composition information?
- Report on Family Connections clients?
- Return to the main page?




Number and Percentage of Presenting Problems on Referrals--Study Clients

HEALTH CARE	26	17%
PERSONAL HYGEINE	15	10%
UNSAFE HOUSEHOLD	27	18%
UNSTABLE LIVING CONDITIONS	38	25%
INADEQUATE SUPERVISION	39	25%
DRUG-EXPOSED NEWBORN	6	4%
ISOLATING	9	6%
PERMITTING ALCOHOL/DRUG USE	6	4%
MENTAL HEALTH CARE	42	27%
CHRONIC TRUANCY	21	14%
INADEQUATE NUTRITION	13	8%



Full Version - Network (Ver 1.05)




Do you want to:

- Enter Family Functioning Style Scale data?
- Enter Family Resource Scale data?
- Enter Support Functions Scale data?
- Enter Family Support Scale data?
- Enter Helping Relationship Inventory data?
- Enter Personal Network Matrix data?
- Return to the main page?
- Go to page 2?



Full Version - Network (Ver 1.05)



Do you want to:

- Enter direct services data?
- Enter indirect services data?
- Enter administrative and training services data?
- Enter marketing services data?
- Report on direct services for a case?
- Report on indirect services for a case?
- Report on marketing activities?
- Return to the Main Switchboard?

Case Number

Staff ID

Type of Contact

Face-to Face: home

Agency Name

Agency Location

Successful?

Client Systems

Individual

Conjoint

Family

Group

Family

Purpose 1

Counsel/Support

Purpose 2

Plan

Purpose 3

Refer

Duration (minutes)

90


Date

10/30/98

Save Data

Close Form

Full Version - Network (Ver 1.05)



Do you want to:


- Enter direct services data?
- Enter indirect services data?
- Enter administrative and training services data?
- Enter marketing services data?
- Report on direct services for a case?
- Report on indirect services for a case?
- Report on marketing activities?
- Return to the Main Switchboard?

DIRECT SERVICES DATA

DATE	STAFF	TYPE OF SERVICE	CLIENT SYSTEM	DURATION (mi
Number: FAM081				
7/21/88	Huffman	Face-to-Face: other	<input checked="" type="checkbox"/> Individual	30
7/ 7/99	Bernard	Face-to-Face: Family Connections Site	<input type="checkbox"/> Group	0
7/13/99	Huffman	Face-to-Face: other	<input checked="" type="checkbox"/> Individual	30
7/14/99	Huffman	Face-to-Face: other	<input checked="" type="checkbox"/> Group	120
7/14/99	Bernard	Face-to-Face: Family Connections Site	<input checked="" type="checkbox"/> Group	120
7/15/99	Huffman	Face-to-Face: other	<input type="checkbox"/> Individual	10
7/20/99	Huffman	Face-to-Face: other	<input checked="" type="checkbox"/> Individual	30
7/20/99	Huffman	Telephone Call	<input checked="" type="checkbox"/> Individual	10



Full Version - Network (Ver 1.05)



Do you want to:

- Add initial outcomes data?
- Add evaluation outcomes data?
- Add case closing data?
- Generate report of outcome/interventions?
- Return to the Main Switchboard?

Form View

FLTR [] [] [] NUM [] []



Case Number:

Initial Case Outcomes

Date:

Outcomes

Depress Add Adults or Child buttons to add Outcomes for Individuals. Then Check All Family Outcome Measures that Apply

Family Member Functioning - Adult

Add Adults

Family Member Functioning - Child

Add Child

Family Maintenance And Safety

Family Functioning

Family Problem Solving

Family Social Support

Family Care Of Children

Save Data

Add Interventions

Go To New Record

Close Form

Case Outcome Report

Outcome Type	Full Name	Outcome Name	Outcome
Case Number: FAM001			
9/24/97	Initial	Social Support	Not App
9/24/97	Initial	Family Maintenance and Safety	Not App
9/24/97	Initial	Family Functioning	Not App
9/24/97	Initial	Care Of Children	Not App
2/23/98	Evaluation	Social Support	No Prog
2/23/98	Evaluation	Family Maintenance and Safety	Some Pr
2/23/98	Evaluation	Family Functioning	Some Pr
2/23/98	Evaluation	Care Of Children	Some Pr
4/27/98	Closure	Social Support	Some Pr



Full Version Network Version 1.01

Do you want to:

- Add a new staff member?
- Edit info about a staff member?
- View Caseloads
- Return to the main page?



Who are we serving?

- 105 families as of 10/31/99
- Primary caregiver
 - 97.1% female; 2.9% male
 - 85% African American; 14% white; 1% Hispanic
 - Average age is 38; youngest is 19, oldest is 72
 - Average education is 10.7 years
 - 62% never married
 - 65.7% are unemployed
 - Mean income \$9700/year - TANF, Food Stamps, and jobs are primary sources of income

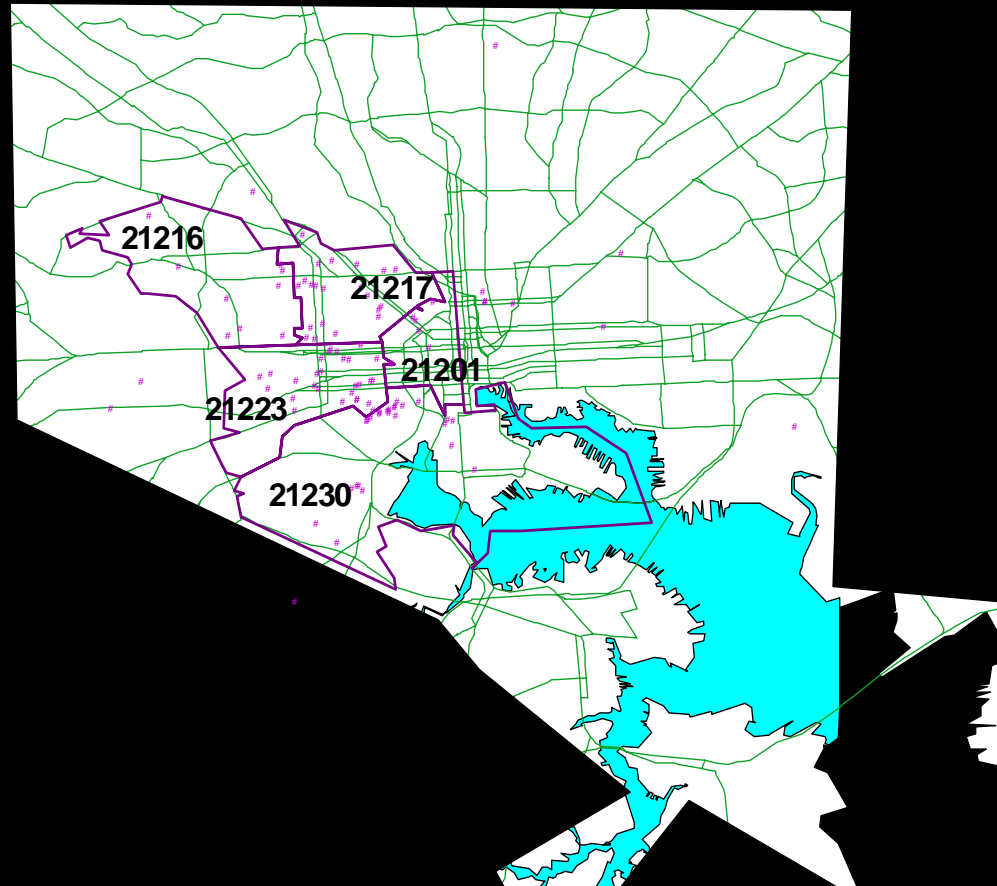
*Preliminary descriptive data.

Who are we serving?

- 105 families have 309 children
- 29% of families have 4 or more children
- Relationship of children to caregiver
 - 78% are children of the primary caregiver
 - 16.2% are grandchildren
 - 5.2% are other relatives (nieces, nephews, or siblings)
- 44% of families have > 1 adult in household who helps with child care

*Preliminary descriptive data.

Where do families live?



*Preliminary descriptive data.

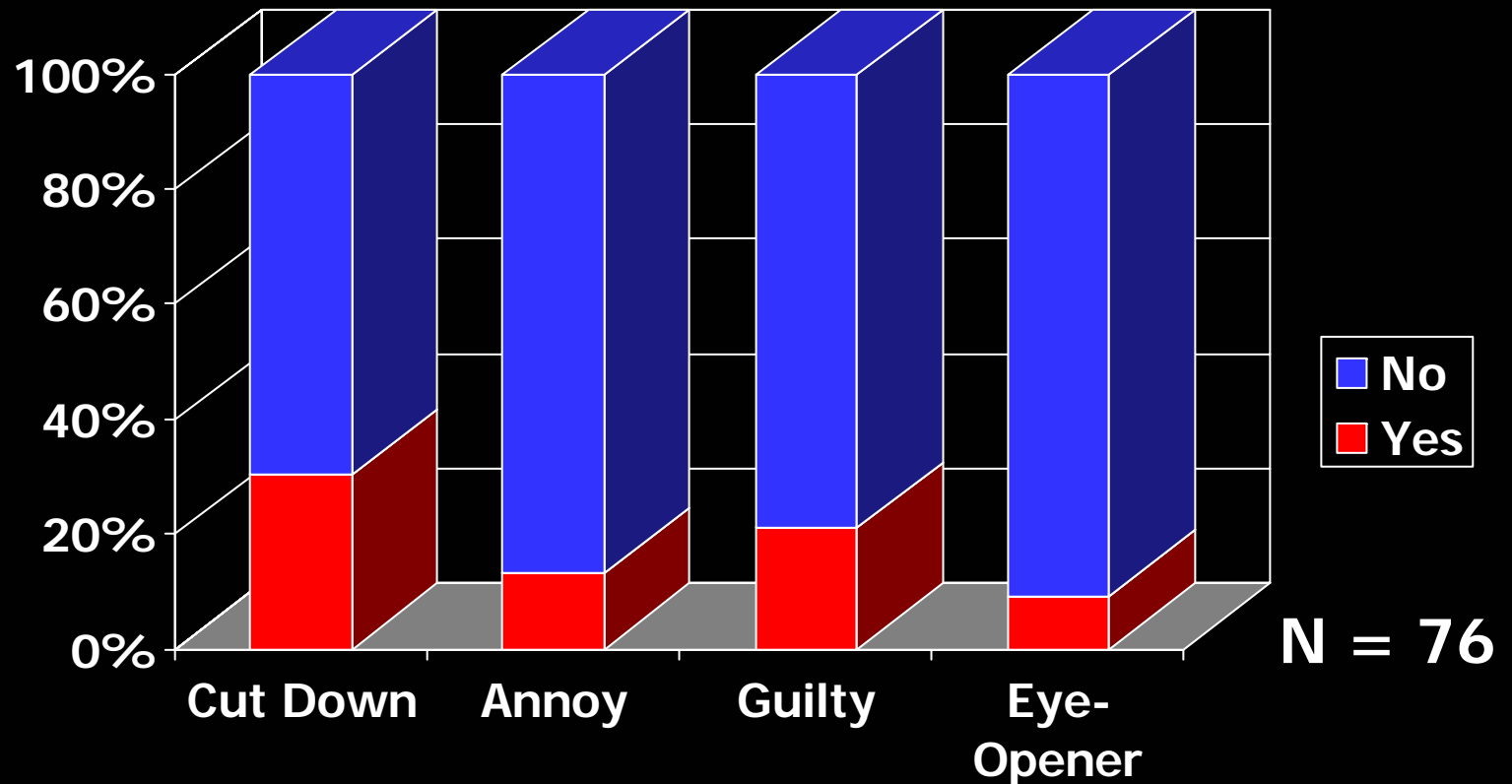
Risks and Stressors - Depression and Domestic Violence

- Depression: Mean score of 20.62 on CES-D
- 43.8% involved in marital or dating relationship
 - preliminary results on Conflict Tactics Scale suggest that the majority of caregivers do not report being involved in physically violent relationships

N = 105

*Preliminary descriptive data.

Risks and Stressors - Alcohol



*Preliminary descriptive data.

Results of CAGE Questionnaire

17.1% answered "yes" on at least 2 criterion

Risks and Stressors - Use of Drugs

- 43 (41%) admit having used at some point in lifetime
- 34.6% of those who admit used within past two weeks
- Cocaine, crack and heroin most frequently used

*Preliminary descriptive data.

Risks and stressors - Housing

- Examples of conditions experienced "Frequently" or "Very frequently" during year preceding baseline interview
 - 35.3% lacked furniture and household items
 - 23.8% experienced overcrowding
 - 23.8% had unsafe conditions (e.g., lead)
 - 41% had roaches and bugs

*Preliminary descriptive data.

Risks and Stressors - Neighborhood

- 49.5% agree that neighborhood buildings are “really run down”
- 42.8% disagree that “it is safe for children to play outside”
- “Sometimes true” or “very true”
 - Lots of crime - 79%
 - Drug users and drug pushers - 85.7%
 - Dangerous in daytime - 62.9%

*Preliminary descriptive data.

Strengths and resources - Social Relationships

- Findings on Social Provisions Scale suggest that respondents feel supported by current relationships
- Children of 57% of caregivers have regular contact with father or father figure and 1/3 of these fathers regularly make financial contributions

*Preliminary descriptive data.

Strengths and Resources - Neighborhood

- “Strongly agree” or “Agree”
 - neighbors help each other out - 55.2%
 - people can rely upon each other - 46.7%
 - access to public transportation - 80%
 - access to telephone - 89.5%
- 52.3% have at least one relative in neighborhood
- 62.8% have at least one close friend in neighborhood

*Preliminary descriptive data.

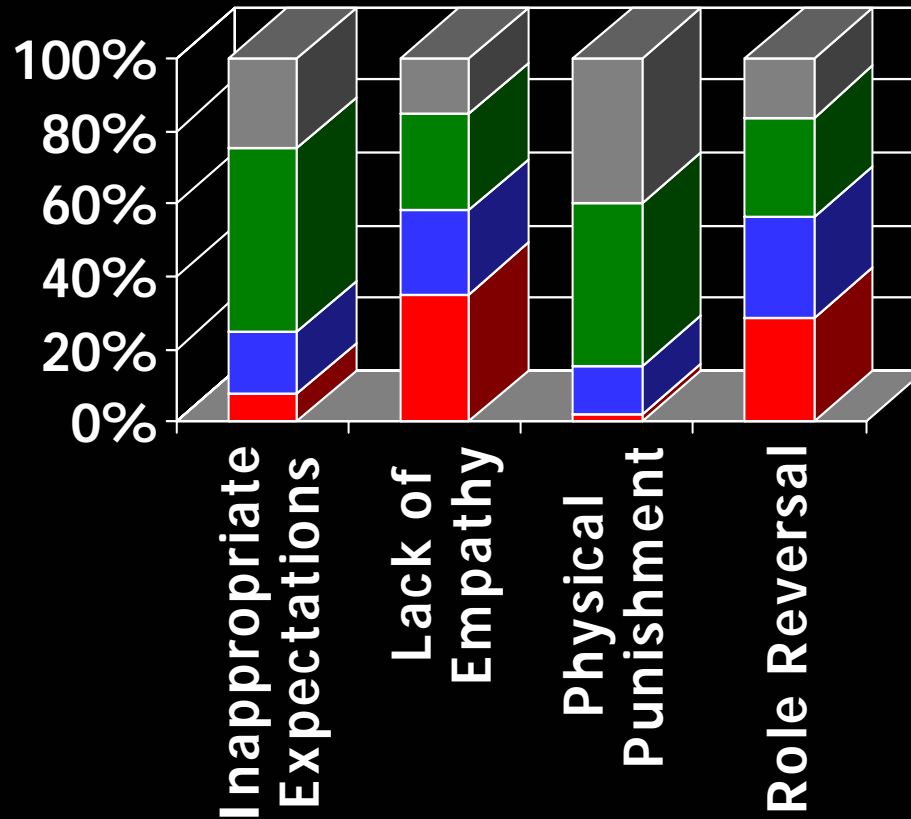
Strengths and resources -

Religious involvement and motivation

- 65.7% of caregivers stated that they are "very close" to God most of the time
- Few regularly participate in formal religious activities
- The majority agreed that they were confident in their ability to make changes and in the program's ability to help them

*Preliminary descriptive data.

Family Well Being - Adult-Adolescent Parenting Inventory



■ High Risk ■ Low Score ■ Norm ■ Exceed Expectations

*Preliminary descriptive data.

Family Well-Being - Neglect Risk

- During the year prior to baseline
 - 76% caregivers reported that child has access to pediatrician when needed
 - 20.9% of caregivers were challenged by a problem that made it difficult to care for children
 - 85.7% never left child alone in daytime
 - 59% hugged child more than once a day

*Preliminary descriptive data.

Implementation challenges

- Recruitment of *eligible* families.
- Personnel changes.
- Use of graduate interns involves variance in skill of practitioners.
- Keeping families engaged.
- Relying on donated office space.
- Many families have significant *basic* needs.

Research challenges

- Difficulty in following families over time (no shows, changes of addresses, no phones).
- Differences in interview setting (office, home, school, other agencies).
- Needing flexible schedules to meet caregiver with a child.
- Safety in neighborhoods (personal, equipment).
- Inconsistency of intervention.
- Resistance by practitioners to research.

Need for Flexibility

- We have needed to make revisions to our approach over time, e.g., target participants, intervention groups, how parent groups are delivered, office location and organizational structure.
- Need to balance message and service to community with interest in research.

FOR MORE INFO...

Diane DePanfilis, 410-706-3609, (fax) 410-706-6046

EMAIL: DDEPANFI@SSW.umaryland.edu