


Outcomes of Independent Living Project

BCDSS Social Services Administrators Meeting
February 25, 2003

A Collaboration Between
The Baltimore City Department of Social Services &
The University of Maryland Center for Families



Background

- An estimated 20,000 adolescents between 18 and 21 are emancipated from out-of-home care each year (DHHS, 1999).
- Research indicates youth leaving care are at risk: homelessness, unplanned parenthood, criminal activity and mental health problems (Barth, 1990; English, Kouidou-Giles, Plocke, 1994; McMillen & Tucker, 1999)

Background

■ Foster Care Independence Act (H.R. 3443)

- Increases funding for Independent Living Programs
- Designates support to youth ages 18-21
- Targets support in housing, health care after leaving care
- Requires outcomes measurement: education attainment, employment, avoidance of dependency, homelessness, non-marital childbirth, incarceration, high-risk behaviors

Purpose of Study

- **Develop baseline data related to outcomes indicated in Foster Care Independence Act**
- **Examine how youth are doing after leaving care**

Project Overview

■ Target population for study

– Individuals who:

- Left care between 10/01/99 and 9/30/00 and did not reopen
- Were between the ages of 18 - 21 at time of exit

Data Collection Methods

- **Administrative data accessible by the Family Welfare Research and Training Group for time period between case closure and December 2001**
- **Self-directed, computer-assisted interview**

Administrative Data

Data Elements (N = 186):

- TANF participation
- Food Stamps
- Medical Assistance
- Employment
- Transportation Emergency, Medical and Housing Assistance (TEMHA)
- Emergency Assistance

Computer-Assisted Interview Domains

■ Outcomes

- Educational Attainment
- Employment
- Homelessness
- Non-marital Childbirth
- Life Skills
- High-risk Behavior
- Incarceration

■ Explanatory Domains

- Social Support
- Spirituality
- Stress



Eligibility of Interview Participants

Total N = 189

Ineligible = 18 (9.5%)

3 Deceased =

1.6%

14 Incarcerated =

7.4%

1 Institutionalized =

.05%

171 individuals were eligible for the project

Participation Rates N = 171

Interviews began 4/18/02 and ended 2/14/03

103 Participated =

60.2%

15 Non-Responsive =

8.8%

7 Refused =

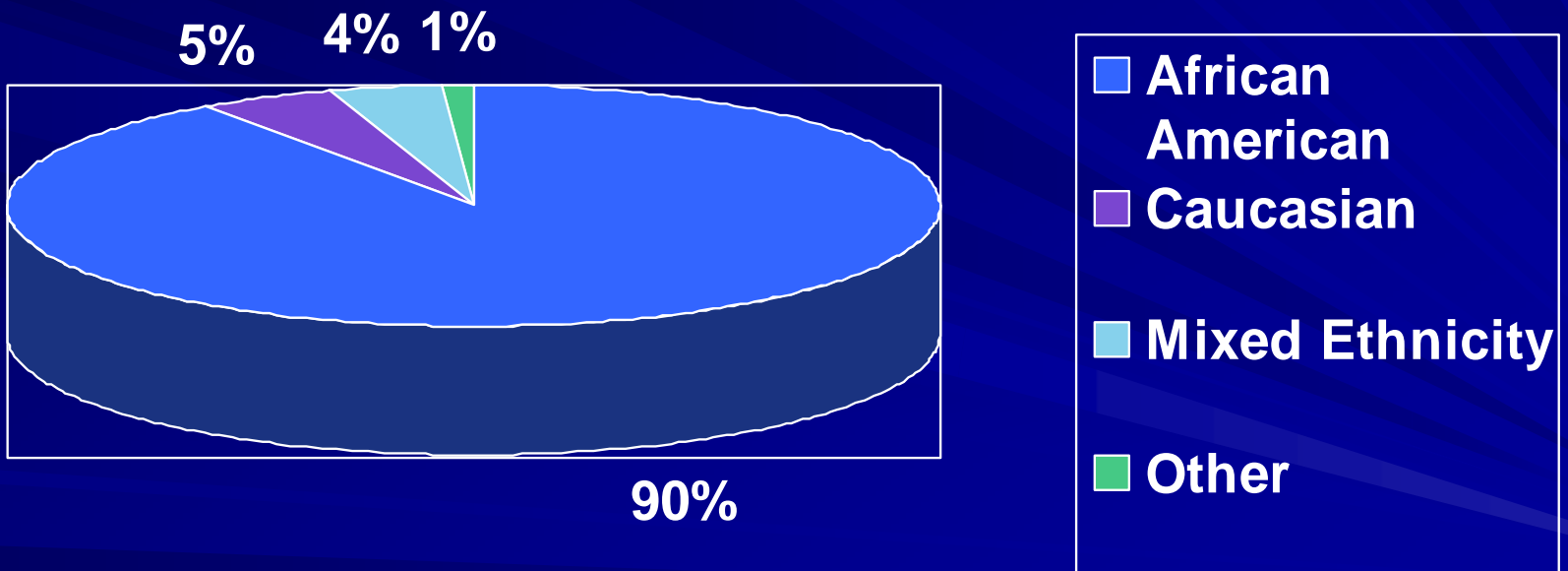
4.1%

46 Not Located =

26.9%

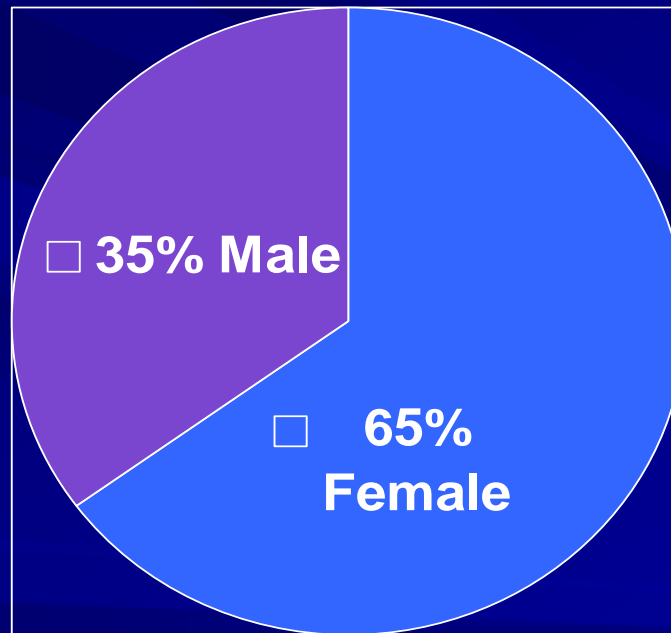
Interview Sample: Demographics

Race/Ethnicity (N=103)



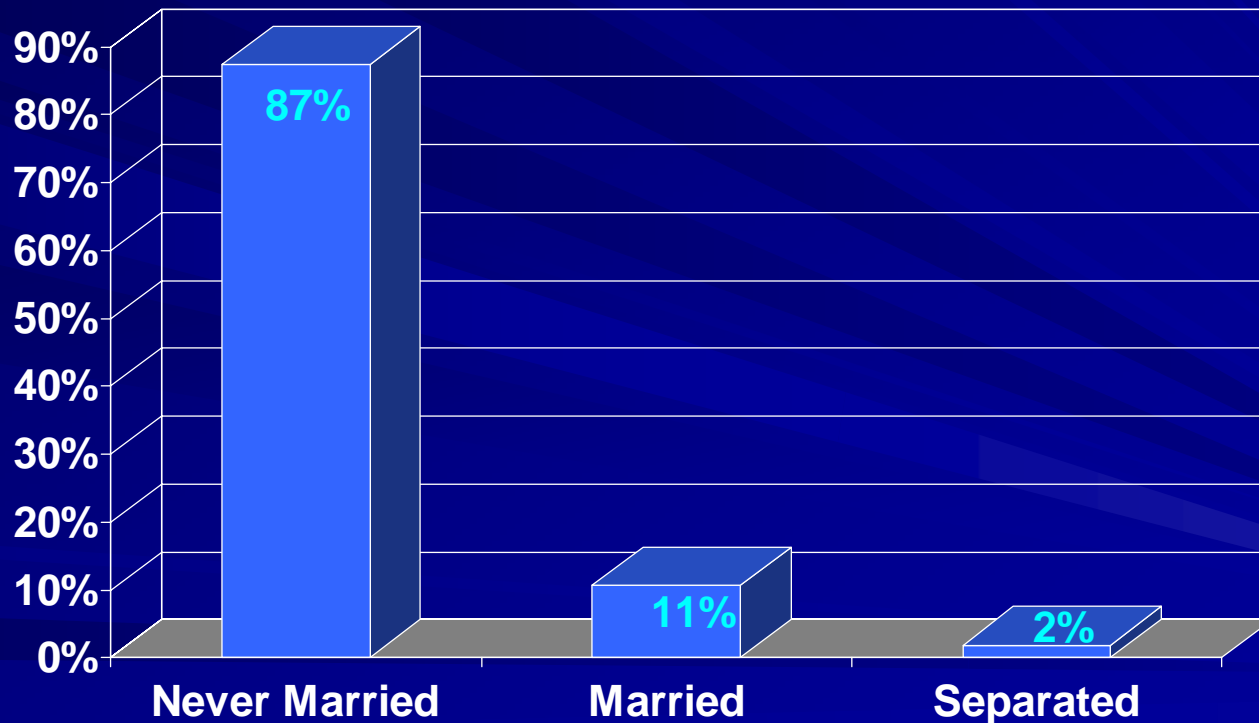
Interview Sample: Demographics

Gender (N=103)



Interview Sample: Demographics

Marital Status (N= 103)



Results: Educational Attainment

Interview Data (N=103)

- 35 (34%) has less than 12th grade education
- 64 (62%) have at a least 12th grade education
- 28 (27%) have some college

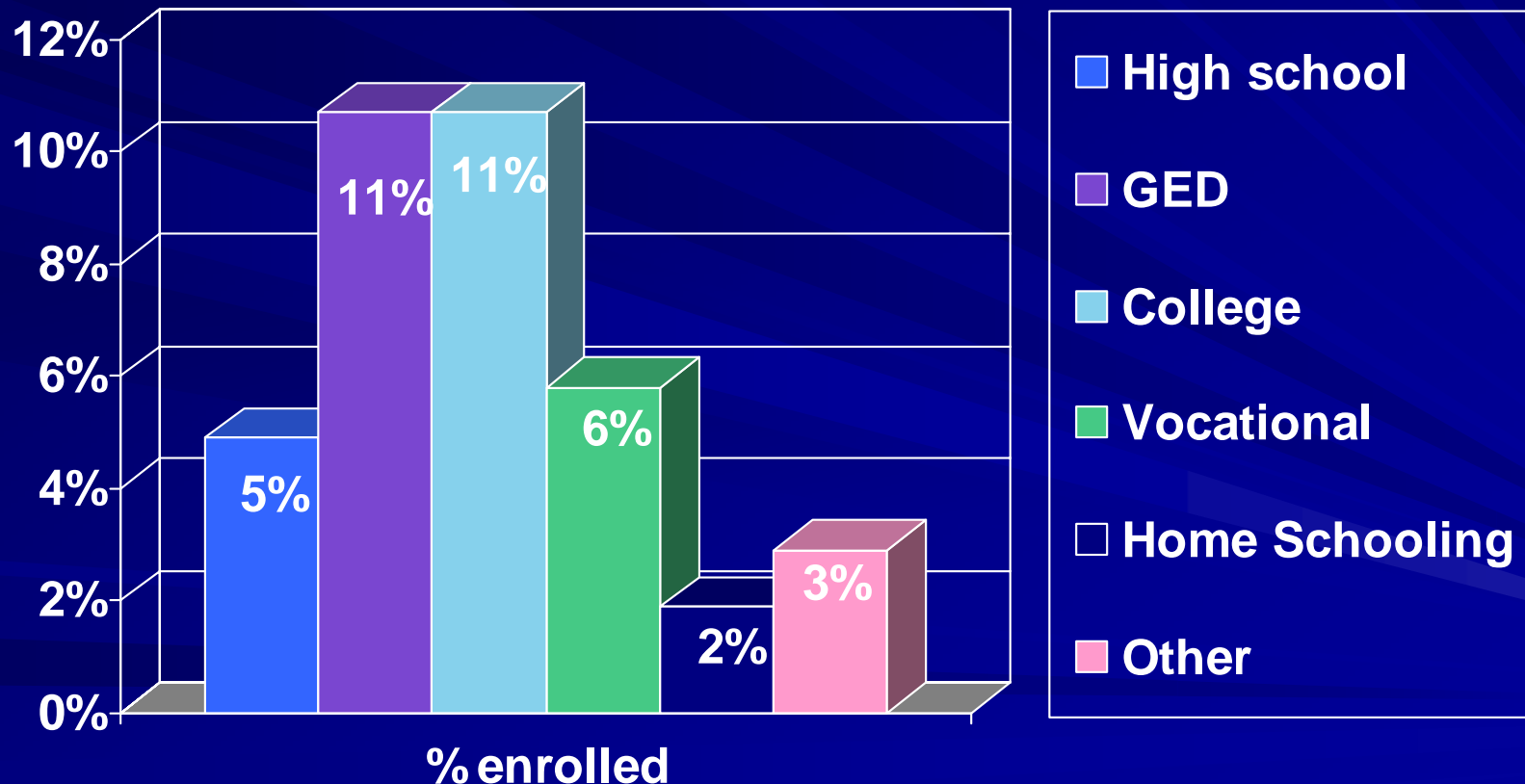
Of 35 young adults with less than H.S. diploma

- 3 (2%) have GED
- 1 (1%) has vocational certification

Results: Educational Attainment

Interview Data (N=103)

38% reported current enrollment in the following educational programs:



Results: Employment

Administrative Data (N=186)

- Employment data available for 170 (91%)
- 150 (88%) were employed for some length of time between case closure and December 2001.
 - 61% have been employed at least half of the time since leaving care (average length since left care = 20 months)
- 20 (12%) were never employed since leaving care.

Results: Employment

Administrative Data (N=150)

- Average earnings per quarter = \$1704.67 (SD=\$1645.36)
- 71% earned \$2000 or less on average per quarter, which translates to about \$667 per month.

Results: Employment

Administrative Data (N = 150)

- **During December 2001 (4th quarter):**
 - 80 (53%) young adults had a minimum of 1 job

- **Types of Employment during 2001 4th Quarter***
 - 21 (26%) worked in wholesales or retail trade
 - 16 (20%) worked in services—personal sector
 - 11 (14%) worked in services—organizational sector

***largest percentages reported**

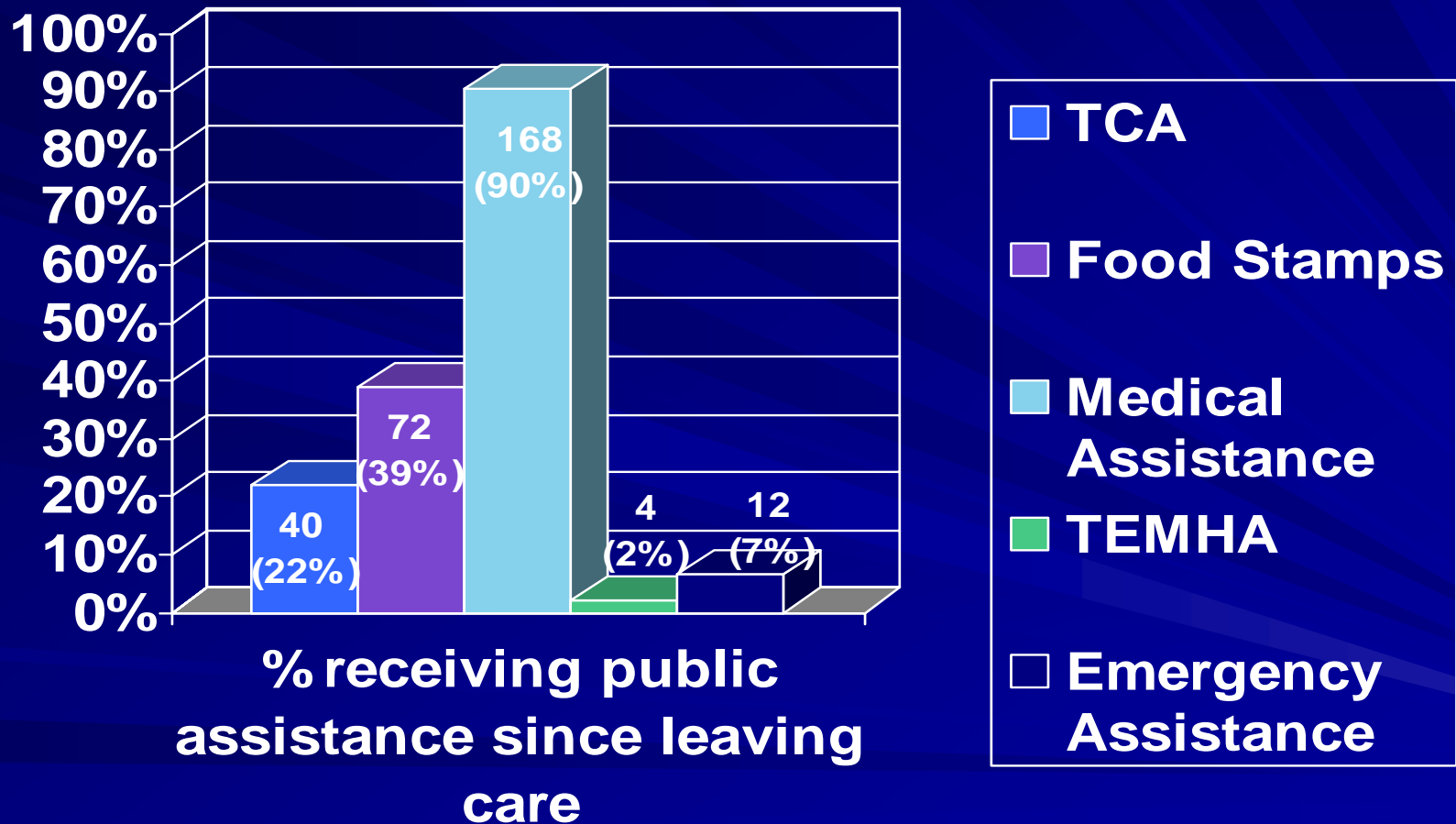
Results: Employment

Interview Data (N=103)

- 55 (53.4%) are currently working for pay
 - 80% working full-time (35 hrs or more)
 - 29% working part-time (34 hrs or less)
 - 3% report working both full and part-time jobs
- 45.5% work 40 hrs a week
- 23.5% work greater than 40 hrs a week

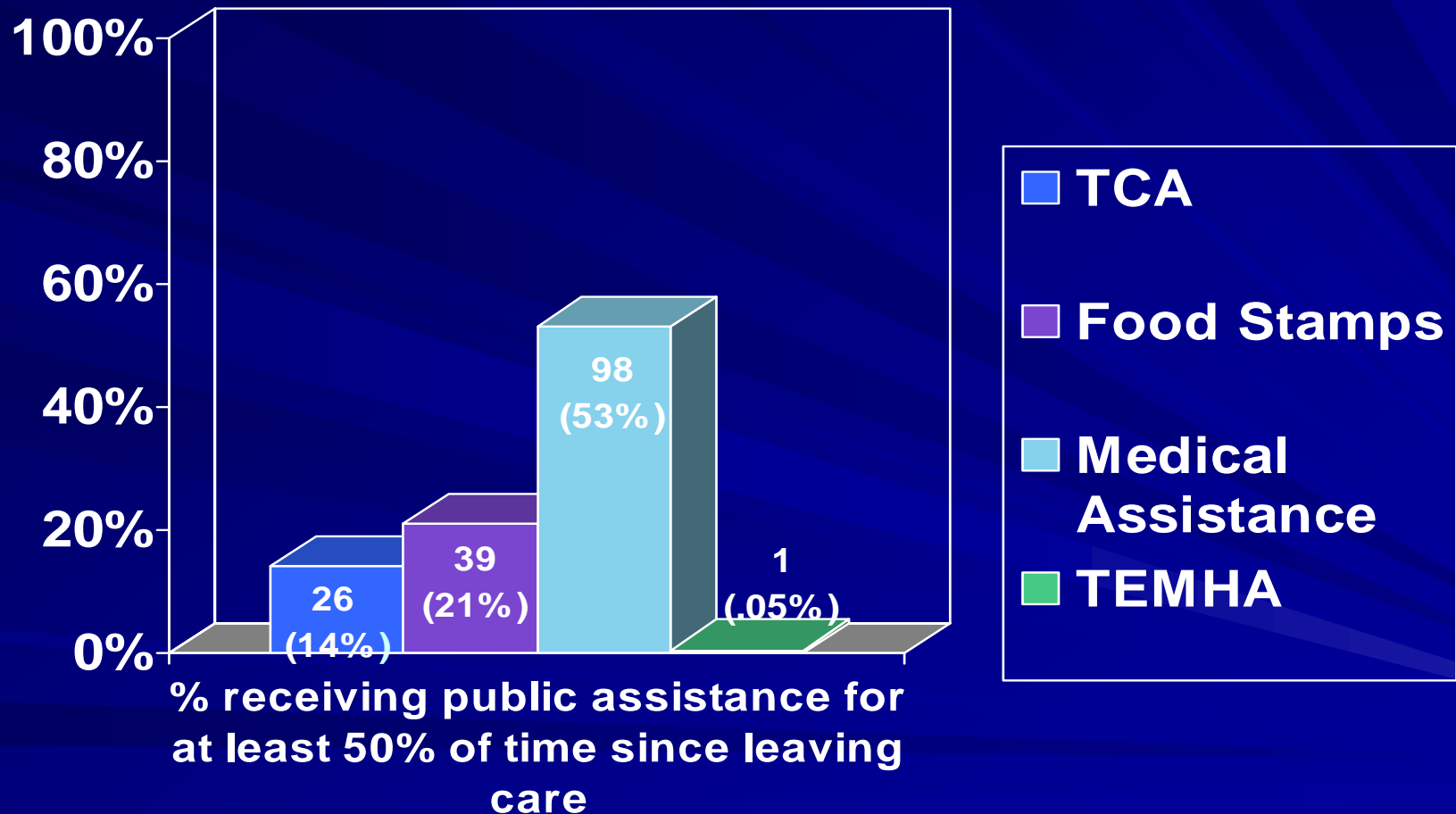
Results: Public Assistance

Administrative Data (N=186)



Results: Public Assistance

Administrative Data (N=186)



Results: Homelessness

Interview Data (N=103)

26 (26%) reported being homeless since leaving care

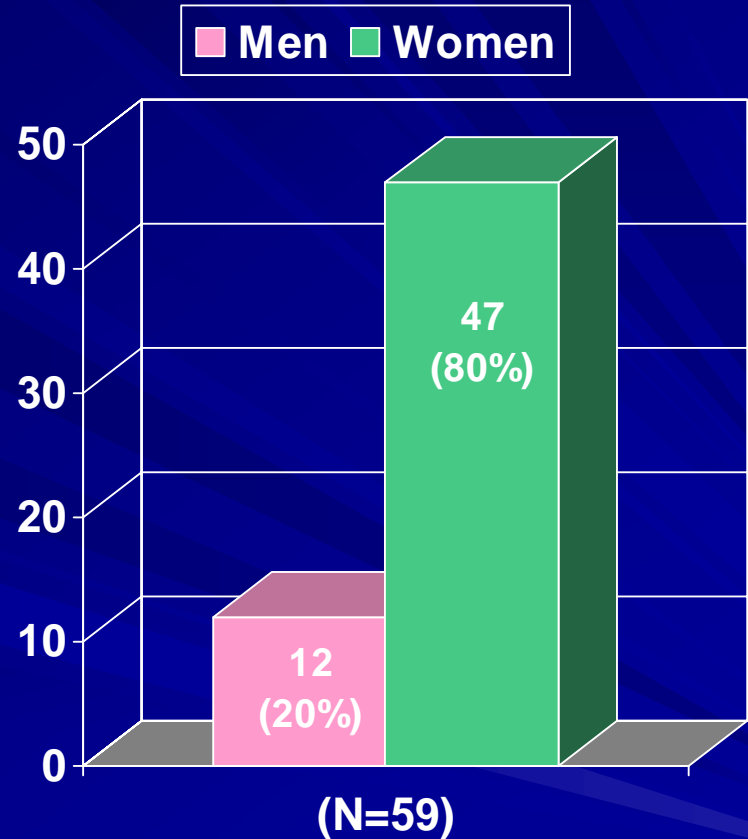
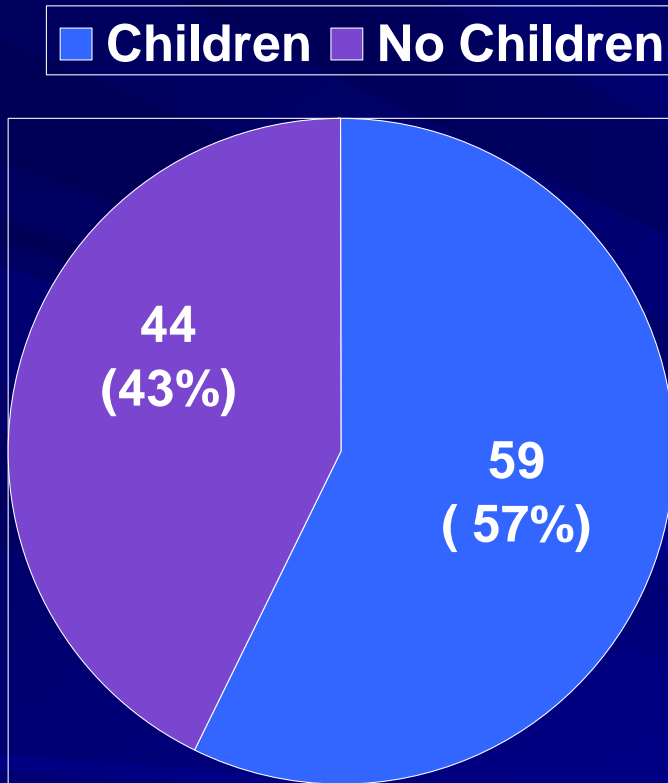
Length of homelessness:

- 5 (19%) reported 3 nights or less
- 2 (8%) reported 4 nights to < 2 weeks
- 4 (15%) reported 2 weeks to month
- 15 (58%) reported more than 1 month

2 (2%) reported being homeless currently

Results: Childbirth

Interview Data (N=103)



- 6 of 59 (10%) reported being married at time of child's birth

Results: Incarceration

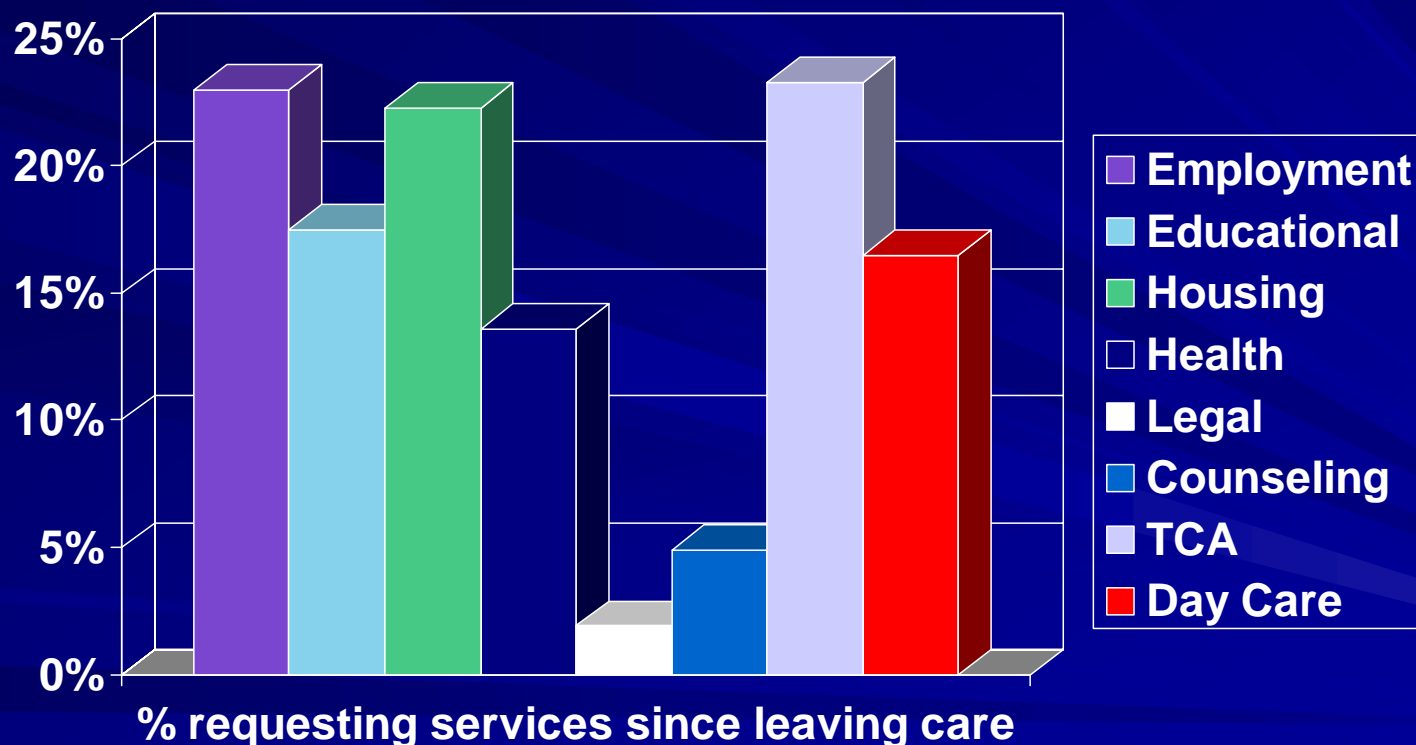
Interview Data (N=103)

- **37 (36%) reported ever having incidents of arrest or conviction before age 18**
 - 16 males (44% of males interviewed)
 - 21 females (31% of females interviewed)
- **34 (33%) reported ever being incarcerated or detained in a jail, prison or juvenile**
 - 20 males (56% of males interviewed)
 - 14 females (21% of females interviewed)
- **Of the total target population (N=186) 14 young males were incarcerated at time of contact**

Results: Services Requested

Interview Data (N=103)

■ % reported requesting the following services:



Conclusions

- Two-thirds have at least 12th grade education
- Over a quarter have some college
- Over half are employed but at low pay
- Over a quarter have been homeless
- Over 50% have children
- 10% have had children in wedlock
- About one-third have had criminal history
- Young adults reported requesting services related to employment, education and TCA services since leaving care

References

- Barth, R. (1990). On their own: The experiences of youth after foster care. Child and Adolescent Social Work, 7(5), 419-440.
- Born, C. E., Caudill, P. J., and Cordero, M. L. (1998). Setting the baseline: Patterns of recidivism in Maryland under AFDC. Baltimore: University of Maryland School of Social Work.
- English, D., Kouidou-Giles, S., & Plocke, M. (1994). Readiness for independence: A study of youth in foster care. Children and Youth Services Review, 16(3/4), 147-158.
- Iglehart, A. (1995). Readiness for independence: Comparison of foster care, kinship care, and non-foster care adolescents. Children and Youth Services Review, 17(3), 417
- McMillen, J, & Tucker, J. (1999). The status of older adolescents at exit from out-of-home care. Child Welfare, 78(3), 339-360.

References

- National Foster Care Awareness Project (2000). Frequently Asked Questions About the Foster Care Independent Act of 1999 and the John H. Chafee Foster Care Independence Program.
- Nollan, K. A., Wolf, M., Ansell, D., Burns, J., Barr, L., Copeland, W., & Paddock, G. (2000). Ready or not: Assessing youths' preparedness for independent living. Child Welfare, 69, 159-176.
- U.S. Department of Health and Human Services (2000), Child maltreatment 1998: Reports from the states to the national child abuse and neglect data system. Washington, DC: U.S. Government Printing Office.
- U.S. Department of Health and Human Services (1999). Title IV-E independent living programs: A decade in review. Washington, DC: U.S. Government Printing Office.
- U.S. Department of Health and Human Services, Administration for Children and Families, Children's Bureau (2000). The AFCARS Report. [On-line]. Available: www.acf.dhhs.gov/programs/cb.